

**LILY COMMERCIAL PRIVATE LIMITED  
PRE-SCHEME SHAREHOLDING PATTERN  
WITHOUT PAN**

Name of Listed Entity: Lily Commercial Pvt. Ltd

Scrip Code/Name of Scrip/Class of Security: **NA/ Equity Shares (unlisted)**

Share Holding Pattern Filed under: Reg. 31(1)(a)/Reg.31(1)(b)/Reg.31(1)(c)

a. if under 31(1)(b) then indicate the report for quarter ending

b. if under 31(1)(c) then indicate date of allotment/extinguishment

This is the Pre-Scheme shareholding pattern as per the requirements of Stock Exchanges prescribed in accordance with SEBI Master Circular dated 20th June, 2023 relating to Scheme of Arrangement by Listed entities. This shareholding pattern is based on the shareholding data as on 05th April, 2024.

\*Declaration : The Listed entity is required to submit the following declaration to the extent of submission of information:

Sr. No.	Particular	Yes/No	Promoter and Promoter Group	Public shareholder	Non Promoter-Non Public
1	Whether the Listed Entity has issued any partly paid up shares?	N/A	-	-	-
2	Whether the Listed Entity has issued any Convertible Securities ?	N/A	-	-	-
3	Whether the Listed Entity has issued any Warrants ?	N/A	-	-	-
4	Whether the Listed Entity has any shares against which depository receipts are issued?	N/A	-	-	-
5	Whether the Listed Entity has any shares in locked-in?	N/A	-	-	-
6	Whether any shares held by promoters are pledge or otherwise encumbered?	N/A	-	-	-
7	Whether company has equity shares with differential voting rights?	N/A	-	-	-
8	Whether the listed entity has any significant beneficial owner?	N/A	-	-	-

\* Not Applicable as unlisted company.



Table I - Summary Statement holding of specified securities


Category	Category of Shareholder	No of Share holders	No of fully paid up equity shares held	No of Partly paid-up equity shares held	No of Shares Underlying Depository Receipts	Total No of Shares Held (VII) = (IV)+(V)+(VI)	Shareholding as a % of total no of shares (As a % of (A+B+C2))	Number of Voting Rights held in each class of securities			No of Shares Underlying Outstanding convertible securities (Including Warrants)	Shareholding as a % assuming full conversion of convertible Securities (as a percentage of diluted share capital)	Number of Locked in Shares		Number of Shares pledged or otherwise encumbered		Number of equity shares held in dematerialized form	Sub-categorization of shares			
								No of Voting Rights		Total as a % of (A+B+C)			No.	As a % of total Shares held	No.	As a % of total Shares held		Shareholding (No. of shares) under			
								Class X	Class Y									Total	Sub category (i)	Sub category (ii)	Sub category (iii)
(I)	(II)	(III)	(IV)	(V)	(VI)	(VII)	(VIII)	(IX)			(X)	(XI)	(XII)		(XIII)		(XIV)				
(A)	Promoter & Promoter Group	16	10,95,125	0	0	10,95,125	100.00	10,95,125	0	10,95,125	100.00	0	100.00	0	0	0	0.00	10,95,125	0	0	0
(B)	Public	0	0	0	0	0	0	0	0	0	0	0	0	0	0	0	0	0	0	0	0
(C)	Non Promoter-Non Public	0	0	0	0	0	0	0	0	0	0	0	0	0	0	0	0	0	0	0	0
(C1)	Shares underlying DRs	0	0	0	0	0	0	0	0	0	0	0	0	0	0	0	0	0	0	0	0
(C2)	Shares held by Employes Trusts	0	0	0	0	0	0	0	0	0	0	0	0	0	0	0	0	0	0	0	0
	<b>Total:</b>	<b>16</b>	<b>1095125</b>	<b>0</b>	<b>0</b>	<b>1095125</b>	<b>100.00</b>	<b>1095125</b>	<b>0</b>	<b>1095125</b>	<b>100.00</b>	<b>0</b>	<b>100.00</b>	<b>0</b>	<b>0.00</b>	<b>0</b>	<b>0.00</b>	<b>1095125</b>	<b>0</b>	<b>0</b>	<b>0</b>



*[Handwritten signature]*

Table II - Statement showing shareholding pattern of the Promoter and Promoter Group

Category	Category & Name of the Shareholder	No of Share holders	No of fully paid up equity shares held	No of Partly paid-up equity shares held	No of Shares Underlying Depository Receipts	Total No of Shares Held (IV+V+VI)	Shareholding as a % of total no of shares (calculated as per SCRR, 1957 (VIII) As a % of (A+B+C2)	Number of Voting Rights held in each class of securities			No of Shares Underlying Outstanding convertible securities (Including Warrants)	Shareholding as a % assuming full conversion of convertible Securities (as a percentage of diluted share capital) (VII)+(X) As a % of (A+B+C2)	Number of Locked in Shares		Number of Shares pledged or otherwise encumbered	Number of equity shares held in dematerialized form		
								No of Voting Rights		Total as a % of (A+B+C)			No.	As a % of total Shares held			No.	As a % of total Shares held
								Class X	Class Y									
	(I)	(III)	(IV)	(V)	(VI)	(VII)	(VIII)	(IX)			(X)	(XI)	(XII)	(XIII)	(XIV)			
(1)	Indian																	
(a)	<b>Individuals/Hindu undivided Family</b>	<b>16</b>	<b>1095125</b>	<b>0</b>	<b>0</b>	<b>1095125</b>	<b>100.00</b>	<b>1095125</b>	<b>0</b>	<b>1095125</b>	<b>100.00</b>	<b>0</b>	<b>100.00</b>	<b>0</b>	<b>0.00</b>	<b>0</b>	<b>0.00</b>	<b>1095125</b>
	DIVYA SHRIRAM	1	91638	0	0	91638	8.37	91638	0	91638	8.37	0	8.37	0	0.00	0	0.00	91638
	AKSHAY DHAR	1	31997	0	0	31997	2.92	31997	0	31997	2.92	0	2.92	0	0.00	0	0.00	31997
	ADITI DHAR	1	31928	0	0	31928	2.92	31928	0	31928	2.92	0	2.92	0	0.00	0	0.00	31928
	<b>ALOK SHRIRAM KARTA: LALA BANSI DHAR &amp; SONS</b>	<b>1</b>	<b>302199</b>	<b>0</b>	<b>0</b>	<b>302199</b>	<b>27.59</b>	<b>302199</b>	<b>0</b>	<b>302199</b>	<b>27.59</b>	<b>0</b>	<b>27.59</b>	<b>0</b>	<b>0.00</b>	<b>0</b>	<b>0.00</b>	<b>302199</b>



Handwritten signature or initials.

	SUMAN BANSI DHAR	1	44147	0	0	44147	4.03	44147	0	44147	4.03	0	4.03	0	0.00	0	0.00	44147
	URVASHI TILAKDHAR	1	147971	0	0	147971	13.51	147971	0	147971	13.51	0	13.51	0	0.00	0	0.00	147971
	KARUNA SHRIRAM	1	103975	0	0	103975	9.49	103975	0	103975	9.49	0	9.49	0	0.00	0	0.00	103975
	MADHAV BANSIDHAR SHRIRAM	1	108014	0	0	108014	9.86	108014	0	108014	9.86	0	9.86	0	0.00	0	0.00	108014
	ALOK BANSIDHAR SHRIRAM	1	60020	0		60020	5.48	60020	0	60020	5.48	0	5.48	0	0.00	0	0.00	60020
	KANIKA SHRIRAM	1	36589	0	0	36589	3.34	36589	0	36589	3.34	0	3.34	0	0.00	0	0.00	36589
	RUDRA SHRIRAM	1	24089	0	0	24089	2.20	24089	0	24089	2.20	0	2.20	0	0.00	0	0.00	24089
	AKSHAY DHAR KARTA: TILAKDHAR AND SONS HUF	1	12767	0	0	12767	1.17	12767	0	12767	1.17	0	1.17	0	0.00	0	0.00	12767
	UDAY SHRIRAM	1	24160	0	0	24160	2.21	24160	0	24160	2.21	0	2.21	0	0.00	0	0.00	24160
	ROHAN SHRIRAM	1	844	0	0	844	0.08	844	0	844	0.08	0	0.08	0	0.00	0	0.00	844
	AKSHAY FOUNDATION	1	74779	0	0	74779	6.83	74779	0	74779	6.83	0	6.83	0	0.00	0	0.00	74779
	SUSHIL KUMAR JAIN	1	8	0	0	8	0.00	8	0	8	0.00	0	0.00	0	0.00	0	0.00	8
	<b>Central Government/State</b>																	
(b)	<b>Government(s)</b>	0	0	0	0	0	0.00	0	0	0	0.00	0	0.00	0	0.00	0	0.00	0
(c)	<b>Financial Institutions/Banks</b>	0	0	0	0	0	0.00	0	0	0	0.00	0	0.00	0	0.00	0	0.00	0
(d)	<b>Any Other</b>	0	0	0	0	0	0.00	0	0	0	0.00	0	0.00	0	0.00	0	0.00	0
	<b>Sub-Total (A)(1)</b>	<b>16</b>	<b>1095125</b>	<b>0</b>	<b>0</b>	<b>1095125</b>	<b>100.00</b>	<b>1095125</b>	<b>0</b>	<b>1095125</b>	<b>100.00</b>	<b>0</b>	<b>100.00</b>	<b>0</b>	<b>0.00</b>	<b>0</b>	<b>0.00</b>	<b>1095125</b>
(2)	<b>Foreign</b>	<b>0</b>	<b>0</b>	<b>0</b>	<b>0</b>	<b>0</b>	<b>0</b>	<b>0</b>	<b>0</b>	<b>0</b>	<b>0</b>	<b>0</b>	<b>0</b>	<b>0</b>	<b>0</b>	<b>0</b>	<b>0</b>	<b>0</b>
	<b>Individuals (Non-Resident Individuals/</b>																	
(a)	<b>Foreign Individuals</b>	0	0	0	0	0	0.00	0	0	0	0.00	0	0.00	0	0.00	0	0.00	0
(b)	<b>Government</b>	0	0	0	0	0	0.00	0	0	0	0.00	0	0.00	0	0.00	0	0.00	0
(c)	<b>Institutions</b>	0	0	0	0	0	0.00	0	0	0	0.00	0	0.00	0	0.00	0	0.00	0
(d)	<b>Foreign Portfolio Investor</b>	0	0	0	0	0	0.00	0	0	0	0.00	0	0.00	0	0.00	0	0.00	0
(e)	<b>Any Other</b>	0	0	0	0	0	0.00	0	0	0	0.00	0	0.00	0	0.00	0	0.00	0
	<b>Sub-Total (A)(2)</b>	<b>0</b>	<b>0</b>	<b>0</b>	<b>0</b>	<b>0</b>	<b>0.00</b>	<b>0</b>	<b>0</b>	<b>0</b>	<b>0.00</b>	<b>0</b>	<b>0.00</b>	<b>0</b>	<b>0.00</b>	<b>0</b>	<b>0.00</b>	<b>0</b>
	<b>Total Shareholding of Promoter and Promoter Group (A)=(A)(1)+(A)(2)</b>	<b>16</b>	<b>1095125</b>	<b>0</b>	<b>0</b>	<b>1095125</b>	<b>100.00</b>	<b>1095125</b>	<b>0</b>	<b>1095125</b>	<b>100.00</b>	<b>0</b>	<b>100.00</b>	<b>0</b>	<b>0.00</b>	<b>0</b>	<b>0.00</b>	<b>1095125</b>



*[Handwritten signature]*

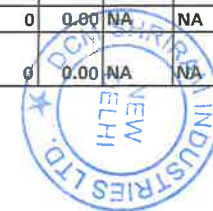
Table III - Statement showing shareholding pattern of the Public shareholder

Category	Category & Name of the Shareholder	PAN	No of Share holders	No of fully paid up equity shares held	No of Partly paid-up equity shares held	No of Shares Underlying Depository Receipts	Total No of Shares Held (IV+V+VI)	Shareholding as a % of total no of shares (A+B+C2)	Number of Voting Rights held in each class of securities			No of Shares Underlying Outstanding convertible securities (Including Warrants)	Shareholding as a % assuming full conversion of convertible Securities (as a percentage of diluted share capital)	Number of Locked in Shares		Number of Shares pledged or otherwise encumbered		Number of equity shares held in dematerialized form	Sub-categorization of shares																								
									No of Voting Rights					Total as a % of (A+B+C)	No.	As a % of total Shares held	No.		As a % of total Shares held	Shareholding (No. of shares) under																							
									Class X	Class Y	Total									Sub category (i)	Sub category (ii)	Sub category (iii)																					
	(I)	(II)	(III)	(IV)	(V)	(VI)	(VII)	(VIII)	(IX)			(X)	(XI)	(XII)		(XIII)		(XIV)																									
(1)	Institutions (Domestic)																																										
(a)	Mutual Funds		0	0	0	0	0	0.00	0	0	0	0.00	0	0.00	0	0.00	NA	NA	0	0	0	0	0	0	0	0	0	0	0	0	0	0	0	0	0	0	0	0					
(b)	Venture Capital Funds		0	0	0	0	0	0.00	0	0	0	0.00	0	0.00	0	0.00	NA	NA	0	0	0	0	0	0	0	0	0	0	0	0	0	0	0	0	0	0	0	0	0	0			
(c)	Alternate Investment Funds		0	0	0	0	0	0.00	0	0	0	0.00	0	0.00	0	0.00	NA	NA	0	0	0	0	0	0	0	0	0	0	0	0	0	0	0	0	0	0	0	0	0	0	0		
(d)	Banks		0	0	0	0	0	0.00	0	0	0	0.00	0	0.00	0	0.00	NA	NA	0	0	0	0	0	0	0	0	0	0	0	0	0	0	0	0	0	0	0	0	0	0	0		
(e)	Insurance Companies		0	0	0	0	0	0.00	0	0	0	0.00	0	0.00	0	0.00	NA	NA	0	0	0	0	0	0	0	0	0	0	0	0	0	0	0	0	0	0	0	0	0	0	0		
(f)	Provident Funds/Pension Funds		0	0	0	0	0	0.00	0	0	0	0.00	0	0.00	0	0.00	NA	NA	0	0	0	0	0	0	0	0	0	0	0	0	0	0	0	0	0	0	0	0	0	0	0		
(g)	Asset Reconstruction Companies		0	0	0	0	0	0.00	0	0	0	0.00	0	0.00	0	0.00	NA	NA	0	0	0	0	0	0	0	0	0	0	0	0	0	0	0	0	0	0	0	0	0	0	0		
(h)	Sovereign Wealth Funds		0	0	0	0	0	0.00	0	0	0	0.00	0	0.00	0	0.00	NA	NA	0	0	0	0	0	0	0	0	0	0	0	0	0	0	0	0	0	0	0	0	0	0	0		
(i)	NBFC Registered with RBI		0	0	0	0	0	0.00	0	0	0	0.00	0	0.00	0	0.00	NA	NA	0	0	0	0	0	0	0	0	0	0	0	0	0	0	0	0	0	0	0	0	0	0	0		
(j)	Other Financial Institutions		0	0	0	0	0	0.00	0	0	0	0.00	0	0.00	0	0.00	NA	NA	0	0	0	0	0	0	0	0	0	0	0	0	0	0	0	0	0	0	0	0	0	0	0	0	
(k)	Any Other		0	0	0	0	0	0	0	0	0	0	0	0	0	0	NA	NA	0	0	0	0	0	0	0	0	0	0	0	0	0	0	0	0	0	0	0	0	0	0	0		
	<b>Sub Total (B)(1)</b>		<b>0</b>	<b>0</b>	<b>0</b>	<b>0</b>	<b>0</b>	<b>0.00</b>	<b>0</b>	<b>0</b>	<b>0</b>	<b>0.00</b>	<b>0</b>	<b>0.00</b>	<b>0</b>	<b>0.00</b>	<b>NA</b>	<b>NA</b>	<b>0</b>	<b>0</b>	<b>0</b>	<b>0</b>	<b>0</b>	<b>0</b>	<b>0</b>	<b>0</b>	<b>0</b>	<b>0</b>	<b>0</b>	<b>0</b>	<b>0</b>	<b>0</b>	<b>0</b>	<b>0</b>	<b>0</b>	<b>0</b>	<b>0</b>	<b>0</b>	<b>0</b>	<b>0</b>	<b>0</b>		
(2)	Institutions (Foreign)		0	0	0	0	0	0.00	0	0	0	0.00	0	0.00	0	0.00	NA	NA	0	0	0	0	0	0	0	0	0	0	0	0	0	0	0	0	0	0	0	0	0	0	0		
(a)	Foreign Direct Investment		0	0	0	0	0	0.00	0	0	0	0.00	0	0.00	0	0.00	NA	NA	0	0	0	0	0	0	0	0	0	0	0	0	0	0	0	0	0	0	0	0	0	0	0	0	
(b)	Foreign Venture Capital		0	0	0	0	0	0.00	0	0	0	0.00	0	0.00	0	0.00	NA	NA	0	0	0	0	0	0	0	0	0	0	0	0	0	0	0	0	0	0	0	0	0	0	0	0	0
(c)	Sovereign Wealth Funds		0	0	0	0	0	0.00	0	0	0	0.00	0	0.00	0	0.00	NA	NA	0	0	0	0	0	0	0	0	0	0	0	0	0	0	0	0	0	0	0	0	0	0	0	0	0
(d)	Foreign Portfolio Investors Category I		0	0	0	0	0	0.00	0	0	0	0.00	0	0.00	0	0.00	NA	NA	0	0	0	0	0	0	0	0	0	0	0	0	0	0	0	0	0	0	0	0	0	0	0	0	
(e)	Foreign Portfolio Investors Category II		0	0	0	0	0	0.00	0	0	0	0.00	0	0.00	0	0.00	NA	NA	0	0	0	0	0	0	0	0	0	0	0	0	0	0	0	0	0	0	0	0	0	0	0	0	



*(Handwritten signature)*

(f)	Overseas Depositories (holding DRs) (balancing figure)	0	0	0	0	0	0.00	0	0	0	0.00	0	0.00	0	0.00	NA	NA	0	0	0	0
(g)	Any Other	0	0	0	0	0	0	0	0	0	0	0	0	0	0	NA	NA	0	0	0	0
	BANKS	0	0	0	0	0	0.00	0	0	0	0.00	0	0.00	0	0.00	NA	NA	0	0	0	0
	<b>Sub Total (B)(2)</b>	<b>0</b>	<b>0</b>	<b>0</b>	<b>0</b>	<b>0</b>	<b>0.00</b>	<b>0</b>	<b>0</b>	<b>0</b>	<b>0.00</b>	<b>0</b>	<b>0.00</b>	<b>0</b>	<b>0.00</b>	<b>NA</b>	<b>NA</b>	<b>0</b>	<b>0</b>	<b>0</b>	<b>0</b>
(3)	Central Government/State Government(s)/President of India	0	0	0	0	0	0	0	0	0	0	0	0	0	0	NA	NA	0	0	0	0
(a)	Central Government / President of India	0	0	0	0	0	0.00	0	0	0	0.00	0	0.00	0	0.00	NA	NA	0	0	0	0
(b)	State Government / Governor	0	0	0	0	0	0.00	0	0	0	0.00	0	0.00	0	0.00	NA	NA	0	0	0	0
(c)	Shareholding by Companies or Bodies Corporate where Central / State Government is a promoter	0	0	0	0	0	0.00	0	0	0	0.00	0	0.00	0	0.00	NA	NA	0	0	0	0
	<b>Sub Total (B)(3)</b>	<b>0</b>	<b>0</b>	<b>0</b>	<b>0</b>	<b>0</b>	<b>0.00</b>	<b>0</b>	<b>0</b>	<b>0</b>	<b>0.00</b>	<b>0</b>	<b>0.00</b>	<b>0</b>	<b>0.00</b>	<b>NA</b>	<b>NA</b>	<b>0</b>	<b>0</b>	<b>0</b>	<b>0</b>
(4)	Non-Institutions																				
(a)	Associate companies / Subsidiaries	0	0	0	0	0	0.00	0	0	0	0.00	0	0.00	0	0.00	NA	NA	0	0	0	0
(b)	Directors and their relatives (excluding independent directors and nominee directors)	0	0	0	0	0	0.00	0	0	0	0.00	0	0.00	0	0.00	NA	NA	0	0	0	0
(c)	Key Managerial Personnel	0	0	0	0	0	0.00	0	0	0	0.00	0	0.00	0	0.00	NA	NA	0	0	0	0
(d)	Relatives of promoters (other than 'immediate relatives' of promoters disclosed under 'Promoter and Promoter Group' category)	0	0	0	0	0	0.00	0	0	0	0.00	0	0.00	0	0.00	NA	NA	0	0	0	0
(e)	Trusts where any person belonging to 'Promoter and Promoter Group' category is 'trustee', 'beneficiary', or 'author of the trust'	0	0	0	0	0	0.00	0	0	0	0.00	0	0.00	0	0.00	NA	NA	0	0	0	0
(f)	Investor Education and Protection Fund (IEPF)	0	0	0	0	0	0.00	0	0	0	0.00	0	0.00	0	0.00	NA	NA	C	0	0	0
(g)	Resident Individuals holding nominal share capital up to Rs. 2 lakhs	0	0	0	0	0	0.00	0	0	0	0.00	0	0.00	0	0.00	NA	NA	C	0	0	0
(h)	Resident Individuals holding nominal share capital in excess of Rs. 2 lakhs	0	0	0	0	0	0.00	0	0	0	0.00	0	0.00	0	0.00	NA	NA	C	0	0	0
(i)	Non Resident Indians (NRIs)	0	0	0	0	0	0.00	0	0	0	0.00	0	0.00	0	0.00	NA	NA	0	0	0	0
(j)	Foreign Nationals	0	0	0	0	0	0.00	0	0	0	0.00	0	0.00	0	0.00	NA	NA	0	0	0	0
(k)	Foreign Companies)	0	0	0	0	0	0.00	0	0	0	0.00	0	0.00	0	0.00	NA	NA	0	0	0	0
(l)	Bodies Corporate	0	0	0	0	0	0.00	0	0	0	0.00	0	0.00	0	0.00	NA	NA	0	0	0	0
(m)	Any Other																	C			
	H U F	0	0	0	0	0	0.00	0	0	0	0.00	0	0.00	0	0.00	NA	NA	0	0	0	0
	TRUSTS	0	0	0	0	0	0.00	0	0	0	0.00	0	0.00	0	0.00	NA	NA	0	0	0	0
	<b>Sub Total (B)(4)</b>	<b>0</b>	<b>0</b>	<b>0</b>	<b>0</b>	<b>0</b>	<b>0.00</b>	<b>0</b>	<b>0</b>	<b>0</b>	<b>0.00</b>	<b>0</b>	<b>0.00</b>	<b>0</b>	<b>0.00</b>	<b>NA</b>	<b>NA</b>	<b>0</b>	<b>0</b>	<b>0</b>	<b>0</b>
	<b>Total Public Shareholding (B) = (B)(1)+(B)(2)+(B)(3)+(B)(4)</b>	<b>0</b>	<b>0</b>	<b>0</b>	<b>0</b>	<b>0</b>	<b>0.00</b>	<b>0</b>	<b>0</b>	<b>0</b>	<b>0.00</b>	<b>0</b>	<b>0.00</b>	<b>0</b>	<b>0.00</b>	<b>NA</b>	<b>NA</b>	<b>0</b>	<b>0</b>	<b>0</b>	<b>0</b>



Handwritten signature or initials.

Table IV - Statement showing shareholding pattern of the Non Promoter - Non Public Shareholder

Category	Category & Name of the Shareholder	PAN	No of Shareholders	No of fully paid up equity shares held	No of Partly paid-up equity shares held	No of Shares Underlying Depository Receipts	Total No of Shares Held (IV+V+VI)	Shareholding as a % of total no of shares (A+B+C2)	Number of Voting Rights held in each class of securities			No of Shares Underlying Outstanding convertible securities (Including Warrants)	Shareholding as a % assuming full conversion of convertible Securities (as a percentage of diluted share capital)	Number of Locked in Shares		Number of Shares pledged or otherwise encumbered		Number of equity shares held in dematerialized form	
									No of Voting Rights		Total as a % of (A+B+C)			No.	As a % of total Shares	No.	As a % of total Shares		
									Class X	Class Y									Total
	(I)	(II)	(III)	(IV)	(V)	(VI)	(VII)	(VIII)	(IX)			(X)	(XI)	(XII)		(XIII)		(XIV)	
(1)	Custodian/DR Holder		0	0	0	0	0	0.00	0	0	0	0.00	0	0.00	0	0.00	NA	NA	0
(2)	Employee Benefit Trust (under SEBI(Share based Employee Benefit) Regulations 2014)		0	0	0	0	0	0.00	0	0	0	0.00	0	0.00	0	0.00	NA	NA	0
	<b>Total Non-Promoter-Non Public Shareholding (C) = (C)(1)+(C)(2)</b>		<b>0</b>	<b>0</b>	<b>0</b>	<b>0</b>	<b>0</b>	<b>0.00</b>	<b>0</b>	<b>0</b>	<b>0</b>	<b>0.00</b>	<b>0</b>	<b>0.00</b>	<b>0</b>	<b>0.00</b>	<b>NA</b>	<b>NA</b>	<b>0</b>



Handwritten signature

<b>Table VI - Statement showing foreign ownership limits</b>		
	Board approved limits	Limits utilized
As on shareholding date	0	0
As on the end of previous 1st quarter	0	0
As on the end of previous 2nd quarter	0	0
As on the end of previous 3rd quarter	0	0
As on the end of previous 4th quarter	0	0



*SR*



To,  
Manager - Listing Compliance  
National Stock Exchange of India Limited  
'Exchange Plaza'. C-1, Block G, Bandra Kurla Complex, Sandra (E),  
Mumbai - 400 051

**Sub: Post Scheme Shareholding Pattern of Lily Commercial Pvt. Ltd.**

Dear Sir,

With regard to the captioned subject, we hereby confirm that pursuant to Para 3.3 of the Scheme, Lily Commercial Pvt. Ltd. ("Lily"), the Transferor Company shall stand dissolved without being wound-up, without any further act or deed, upon effectiveness of the Scheme and as such there shall be no post scheme Shareholding pattern of "Lily".

Date: 05.04.2024

Place: New Delhi



  
(Y.D. Gupta)  
Company Secretary  


**DCM SHRIRAM INDUSTRIES LIMITED  
PRE-SCHEME SHAREHOLDING PATTERN  
WITHOUT PAN**

Name of Listed Entity: **DCM SHRIRAM INDUSTRIES LTD**

Scrip Code/Name of Scrip/Class of Security: **BSE 523369 NSE: DCMSRMIND**

Share Holding Pattern Filed under: Reg. 31(1)(a)/Reg.31(1)(b)/Reg.31(1)(c)

a. if under 31(1)(b) then indicate the report for quarter ending

b. if under 31(1)(c) then indicate date of allotment/extinguishment

**This is the Pre-Scheme shareholding pattern filed as per the requirements of Stock Exchanges prescribed in accordance with SEBI Master Circular dated 20th June, 2023 relating to Scheme of Arrangement by Listed entities. This shareholding pattern is based on the shareholding data as on 05th April, 2024**

Declaration : The Listed entity is required to submit the following declaration to the extent of submission of information:

Sr. No.	Particular	Yes/No	Promoter and Promoter Group	Public shareholder	Non Promoter-Non Public
1	Whether the Listed Entity has issued any partly paid up shares?	No	No	No	No
2	Whether the Listed Entity has issued any Convertible Securities ?	No	No	No	No
3	Whether the Listed Entity has issued any Warrants ?	No	No	No	No
4	Whether the Listed Entity has any shares against which depository receipts are issued?	No	No	No	No
5	Whether the Listed Entity has any shares in locked-in?	No	No	No	No
6	Whether any shares held by promoters are pledge or otherwise encumbered?	No	No	No	No
7	Whether company has equity shares with differential voting rights?	No	No	No	No
8	Whether the listed entity has any significant beneficial owner?	Yes	Yes	No	No



**Table I - Summary Statement holding of specified securities**

Category	Category of Shareholder	No of Share holders	No of fully paid up equity shares held	No of Partly paid-up equity	No of Shares Underlying Depo	Total No of Shares Held (VII) = (IV)+(V)+(VI)	Shareholding as a % of total no of	Number of Voting Rights held in each class of securities			No of Shares Underlying Outstanding	Shareholding as a % assuming full conversion	Number of Locked in Shares		Number of Shares pledged or otherwise		Number of equity shares held in dematerialized form	Sub-categorization of shares			
								No of Voting Rights	Total as a % of (A+B+C)				No	As a % of total Shares held	No	As a % of total Shares		Shareholding (No. of shares) under			
																		Class X	Class Y	Total	Sub category (i)
(I)	(II)	(III)	(IV)	(V)	(VI)	(VII)	(VIII)	(IX)			(X)	(XI)	(XII)		(XIII)		(XIV)				
(A)	Promoter & Promoter Group	4	4,35,90,115	0	0	4,35,90,115	50.11	4,35,90,115	0	4,35,90,115	50.11	0	50.11	0	0.00	0	0.00	4,35,90,115	0	0	0
(B)	Public	61903	4,34,02,070	0	0	4,34,02,070	49.89	4,34,02,070	0	4,34,02,070	49.89	0	49.89	0	0.00	NA	NA	4,20,26,740	4206760	0	0
(C)	Non Promoter-Non Public	0	0	0	0	0	0	0	0	0	0	0	0	0	0	NA	NA	0	0	0	0
(C1)	Shares underlying DRs	0	0	0	0	0	NA	0	0	0	0.00	0	NA	0	0.00	NA	NA	0	0	0	0
(C2)	Shares held by Employees Trusts	0	0	0	0	0	0.00	0	0	0	0.00	0	0.00	0	0.00	NA	NA	0	0	0	0
	<b>Total:</b>	<b>61907</b>	<b>86992185</b>	<b>0</b>	<b>0</b>	<b>86992185</b>	<b>100.00</b>	<b>86992185</b>	<b>0</b>	<b>86992185</b>	<b>100.00</b>	<b>0</b>	<b>100.00</b>	<b>0</b>	<b>0.00</b>	<b>0</b>	<b>0.00</b>	<b>85616855</b>	<b>4206760</b>	<b>0</b>	<b>0</b>



*Handwritten signature*

Table II - Statement showing shareholding pattern of the Promoter and Promoter Group

Category	Category & Name of the Shareholder	No of Shareholders	No of fully paid up equity shares held	No of Partly paid-up equity shares held	No of Shares Underlying Depository Receipts	Total No of Shares Held (IV+V+VI)	Shareholding as a % of total no of shares (calculated as per SCRR, 1957 (VIII) As a % of (A+B+C2)	Number of Voting Rights held in each class of securities			No of Shares Underlying Outstanding convertible securities (Including Warrants)	Shareholding as a % assuming full conversion of convertible Securities (as a percentage of diluted share capital) (VII)+(X) As a % of (A+B+C2)	Number of Locked in Shares		Number of Shares pledged or otherwise encumbered		Number of equity shares held in dematerialized form	
								No of Voting Rights					Total as a % of (A+B+C)	No.	As a % of total Shares held	No.		As a % of total Shares held
								Class X	Class Y	Total								
								(I)	(III)	(IV)								
(1)	Indian																	
(a)	Individuals/Hindu undivided Family	3	1435	0	0	1435	0.00	1435	0	1435	0.00	0	0.00	0	0.00	0	0.00	1435
	DIVYA SHIRIRAM	1	435	0	0	435	0.00	435	0	435	0.00	0	0.00	0	0.00	0	0.00	435
	AKSHAY DHAR	1	500	0	0	500	0.00	500	0	500	0.00	0	0.00	0	0.00	0	0.00	500
	ADITI DHAR	1	500	0	0	500	0.00	500	0	500	0.00	0	0.00	0	0.00	0	0.00	500
(b)	Central Government/State Government(s)	0	0	0	0	0	0.00	0	0	0	0.00	0	0.00	0	0.00	0	0.00	0
(c)	Financial Institutions/Banks	0	0	0	0	0	0.00	0	0	0	0.00	0	0.00	0	0.00	0	0.00	0
(d)	Any Other	1	4,35,88,680	0	0	4,35,88,680	50.11	4,35,88,680	0	43588680	50.11	0	50.11	0	0.00	0	0.00	4,35,88,680
	LILY COMMERCIAL PVT. LTD.	1	4,35,88,680	0	0	4,35,88,680	50.11	4,35,88,680	0	43588680	50.11	0	50.11	0	0.00	0	0.00	4,35,88,680
	<b>Sub-Total (A)(1)</b>	<b>4</b>	<b>43590115</b>	<b>0</b>	<b>0</b>	<b>43590115</b>	<b>50.11</b>	<b>43590115</b>	<b>0</b>	<b>43590115</b>	<b>50.11</b>	<b>0</b>	<b>50.11</b>	<b>0</b>	<b>0.00</b>	<b>0</b>	<b>0.00</b>	<b>43590115</b>
(2)	Foreign																	
(a)	Individuals (Non-Resident Individuals/Foreign Individuals	0	0	0	0	0	0.00	0	0	0	0.00	0	0.00	0	0.00	0	0.00	0
(b)	Government	0	0	0	0	0	0.00	0	0	0	0.00	0	0.00	0	0.00	0	0.00	0
(c)	Institutions	0	0	0	0	0	0.00	0	0	0	0.00	0	0.00	0	0.00	0	0.00	0
(d)	Foreign Portfolio Investor	0	0	0	0	0	0.00	0	0	0	0.00	0	0.00	0	0.00	0	0.00	0
(e)	Any Other	0	0	0	0	0	0.00	0	0	0	0.00	0	0.00	0	0.00	0	0.00	0
	<b>Sub-Total (A)(2)</b>	<b>0</b>	<b>0</b>	<b>0</b>	<b>0</b>	<b>0</b>	<b>0.00</b>	<b>0</b>	<b>0</b>	<b>0</b>	<b>0.00</b>	<b>0</b>	<b>0.00</b>	<b>0</b>	<b>0.00</b>	<b>0</b>	<b>0.00</b>	<b>0</b>
	<b>Total Shareholding of Promoter and Promoter Group (A)=(A)(1)+(A)(2)</b>	<b>4</b>	<b>43590115</b>	<b>0</b>	<b>0</b>	<b>43590115</b>	<b>50.11</b>	<b>43590115</b>	<b>0</b>	<b>43590115</b>	<b>50.11</b>	<b>0</b>	<b>50.11</b>	<b>0</b>	<b>0.00</b>	<b>0</b>	<b>0.00</b>	<b>43590115</b>



*Handwritten signature*

Table III - Statement showing shareholding pattern of the Public shareholder

Category	Category & Name of the Shareholder	No of Share holders	No of fully paid up equity shares held	No of Partly paid-up equity shares held	No of Shares Underlying Depository Receipts	Total No of Shares Held (IV+V+VI)	Shareholding as a % of total no of shares (A+B+C 2)	Number of Voting Rights held in each class of securities			No of Shares Underlying Outstanding convertible securities (Including Warrants)	Shareholding as a % assuming full conversion of convertible Securities (as a percent age of diluted share capital)	Number of Locked in Shares		Number of Shares pledged or otherwise encumbered		Number of equity shares held in dematerialized form	Sub-categorization of shares			
								No. of Voting Rights	Total as a % of (A+B+C)				No.	As a % of total Shares held	No.	As a % of total Shares held		Shareholding (No. of shares) under	Sub category (i)	Sub category (ii)	Sub category (iii)
								Class X	Class Y	Total											
	(I)	(III)	(IV)	(V)	(VI)	(VII)	(VIII)	(IX)			(X)	(XI)	(XII)	(XIII)		(XIV)					
(1)	Institutions (Domestic)																				
(a)	Mutual Funds	3	755	0	0	755	0.00	755	0	755	0.00	0	0.00	0	0.00	NA	NA	505	0	0	0
(b)	Venture Capital Funds	0	0	0	0	0	0.00	0	0	0	0.00	0	0.00	0	0.00	NA	NA	0	0	0	0
(c)	Alternate Investment Funds	2	2614216	0	0	2614216	3.01	2614216	0	2614216	3.01	0	3.01	0	0.00	NA	NA	2614216	0	0	0



*Handwritten signature*

	ABAKKUS EMERGING OPPORTUNITIES FUND-1	1	2490000	0	0	2490000	2.86	2490000	0	2490000	2.86	0	2.86	0	0.00	NA	NA	2490000	0	0	0
(d)	Banks	23	9830	0	0	9830	0.01	9830	0	9830	0.01	0	0.01	0	0.00	NA	NA	5625	0	0	0
(e)	Insurance Companies	1	4206760	0	0	4206760	4.84	4206760	0	4206760	4.84	0	4.84	0	0.00	NA	NA	4206760	4206760	0	0
	LIFE INSURANCE CORPORATION OF INDIA	1	4206760	0	0	4206760	4.84	4206760	0	4206760	4.84	0	4.84	0	0.00	NA	NA	4206760	4206760	0	0
(f)	Provident Funds/Pension Funds	0	0	0	0	0	0.00	0	0	0	0.00	0	0.00	0	0.00	NA	NA	0	0	0	0
(g)	Asset Reconstruction Companies	0	0	0	0	0	0.00	0	0	0	0.00	0	0.00	0	0.00	NA	NA	0	0	0	0
(h)	Sovereign Wealth Funds	0	0	0	0	0	0.00	0	0	0	0.00	0	0.00	0	0.00	NA	NA	0	0	0	0
(i)	NBFC Registered with RBI	1	4077132	0	0	4077132	4.69	4077132	0	4077132	4.69	0	4.69	0	0.00	NA	NA	4077132	0	0	0
	H B PORTFOLIO LIMITED	1	4077132	0	0	4077132	4.69	4077132	0	4077132	4.69	0	4.69	0	0.00	NA	NA	4077132	0	0	0
(j)	Other Financial Institutions	2	1050	0	0	1050	0.00	1050	0	1050	0.00	0	0.00	0	0.00	NA	NA	0	0	0	0
(k)	Any Other	0	0	0	0	0	0	0	0	0	0	0	0	0	0.00	NA	NA	0	0	0	0
	<b>Sub Total (B)(1)</b>	<b>32</b>	<b>10909743</b>	<b>0</b>	<b>0</b>	<b>10909743</b>	<b>12.54</b>	<b>10909743</b>	<b>0</b>	<b>10909743</b>	<b>12.54</b>	<b>0</b>	<b>12.54</b>	<b>0</b>	<b>0.00</b>	<b>NA</b>	<b>NA</b>	<b>10904238</b>	<b>4206760</b>	<b>0</b>	<b>0</b>
(2)	Institutions (Foreign)																				
(a)	Foreign Direct Investment	0	0	0	0	0	0.00	0	0	0	0.00	0	0.00	0	0.00	NA	NA	0	0	0	0
(b)	Foreign Venture Capital	0	0	0	0	0	0.00	0	0	0	0.00	0	0.00	0	0.00	NA	NA	0	0	0	0
(c)	Sovereign Wealth Funds	0	0	0	0	0	0.00	0	0	0	0.00	0	0.00	0	0.00	NA	NA	0	0	0	0
(d)	Foreign Portfolio Investors Category I	48	1745632	0	0	1745632	2.01	1745632	0	1745632	2.01	0	2.01	0	0.00	NA	NA	1745632	0	0	0
(e)	Foreign Portfolio Investors Category II	0	0	0	0	0	0.00	0	0	0	0.00	0	0.00	0	0.00	NA	NA	0	0	0	0
(f)	Overseas Depositories (holding DRs) (balancing figure)	0	0	0	0	0	0.00	0	0	0	0.00	0	0.00	0	0.00	NA	NA	0	0	0	0
(g)	Any Other	0	0	0	0	0	0	0	0	0	0	0	0	0	0.00	NA	NA	0	0	0	0
	BANKS	0	0	0	0	0	0.00	0	0	0	0.00	0	0.00	0	0.00	NA	NA	0	0	0	0



	Sub Total (B)(2)	48	1745632	0	0	1745632	2.01	1745632	0	1745632	2.01	0	2.01	0	0.00	NA	NA	1745632	0	0	0
(3)	Central Government/State Government(s)/President of India	0	0	0	0	0	0	0	0	0	0	0	0	0	0	NA	NA	NA	0	0	0
(a)	Central Government / President of India	0	0	0	0	0	0.00	0	0	0	0.00	0	0.00	0	0.00	NA	NA	0	0	0	0
(b)	State Government / Governor	0	0	0	0	0	0.00	0	0	0	0.00	0	0.00	0	0.00	NA	NA	0	0	0	0
(c)	Shareholding by Companies or Bodies Corporate where Central / State Government is a promoter	0	0	0	0	0	0.00	0	0	0	0.00	0	0.00	0	0.00	NA	NA	0	0	0	0
	<b>Sub Total (B)(3)</b>	<b>0</b>	<b>0</b>	<b>0</b>	<b>0</b>	<b>0</b>	<b>0.00</b>	<b>0</b>	<b>0</b>	<b>0</b>	<b>0.00</b>	<b>0</b>	<b>0.00</b>	<b>0</b>	<b>0.00</b>	<b>NA</b>	<b>NA</b>	<b>0</b>	<b>0</b>	<b>0</b>	<b>0</b>
(4)	Non-Institutions																				
(a)	Associate companies / Subsidiaries	0	0	0	0	0	0.00	0	0	0	0.00	0	0.00	0	0.00	NA	NA	0	0	0	0
(b)	Directors and their relatives (excluding independent directors and nominee directors)	1	2500	0	0	2500	0.00	2500	0	2500	0.00	0	0.00	0	0.00	NA	NA	2500	0	0	0
(c)	Key Managerial Personnel	0	0	0	0	0	0.00	0	0	0	0.00	0	0.00	0	0.00	NA	NA	0	0	0	0
(d)	Relatives of promoters (other than 'immediate relatives' of promoters disclosed under 'Promoter and Promoter Group' category)	0	0	0	0	0	0.00	0	0	0	0.00	0	0.00	0	0.00	NA	NA	0	0	0	0
(e)	Trusts where any person belonging to 'Promoter and Promoter Group' category is 'trustee', 'beneficiary', or 'author of the trust'	0	0	0	0	0	0.00	0	0	0	0.00	0	0.00	0	0.00	NA	NA	0	0	0	0



(f)	Investor Education and Protection Fund (IEPF)	1	2721700	0	0	2721700	3.13	2721700	0	2721700	3.13	0	3.13	0	0.00	NA	NA	2721700	0	0	0
	INVESTOR EDUCATION AND PROTECTION FUND AUTHORITY M	1	2721700	0	0	2721700	3.13	2721700	0	2721700	3.13	0	3.13	0	0.00	NA	NA	2721700	0	0	0
(g)	Resident Individuals holding nominal share capital up to Rs. 2 lakhs	59547	19324376	0	0	19324376	22.21	19324376	0	19324376	22.21	0	22.21	0	0.00	NA	NA	#####	0	0	0
(h)	Resident Individuals holding nominal share capital in excess of Rs. 2 lakhs	14	3467041	0	0	3467041	3.99	3467041	0	3467041	3.99	0	3.99	0	0.00	NA	NA	3467041	0	0	0
(i)	Non Resident Indians (NRIs)	1080	801942	0	0	801942	0.92	801942	0	801942	0.92	0	0.92	0	0.00	NA	NA	801942	0	0	0
(j)	Foreign Nationals	1	450	0	0	450	0.00	450	0	450	0.00	0	0.00	0	0.00	NA	NA	450	0	0	0
(k)	Foreign Companies)	0	0	0	0	0	0.00	0	0	0	0.00	0	0.00	0	0.00	NA	NA	0	0	0	0
(l)	Bodies Corporate	359	2965752	0	0	2965752	3.41	2965752	0	2965752	3.41	0	3.41	0	0.00	NA	NA	29,49,187	0	0	0
	ASIAN MARKETS SECURITIES PVT LTD.	1	877500	0	0	877500	1.01	877500	0	877500	1.01	0	1.01	0	0.00	NA	NA	877500	0	0	0
(m)	Any Other																				
	H U F	813	1345369	0	0	1345369	1.55	1345369	0	1345369	1.55	0	1.55	0	0.00	NA	NA	1345369	0	0	0
	TRUSTS	7	117565	0	0	117565	0.14	117565	0	117565	0.14	0	0.14	0	0.00	NA	NA	117565	0	0	0
	<b>Sub Total (B)(4)</b>	<b>61823</b>	<b>30746695</b>	<b>0</b>	<b>0</b>	<b>30746695</b>	<b>35.34</b>	<b>30746695</b>	<b>0</b>	<b>30746695</b>	<b>35.34</b>	<b>0</b>	<b>35.34</b>	<b>0</b>	<b>0.00</b>			<b>29376870</b>			
	<b>Total Public Shareholding (B) = (B)(1)+(B)(2)+(B)(3)+(B)(4)</b>	<b>61903</b>	<b>43402070</b>	<b>0</b>	<b>0</b>	<b>43402070</b>	<b>49.89</b>	<b>43402070</b>	<b>0</b>	<b>43402070</b>	<b>49.89</b>	<b>0</b>	<b>49.89</b>	<b>0</b>	<b>0.00</b>			<b>42026740</b>	<b>4206760</b>	<b>0</b>	<b>0</b>

Details of Shares which remain unclaimed may be given hear along with details such as number of shareholders, outstanding shares held in demat/unclaimed suspense

No. of shareholders	No. of Shares
200	12200


MA





Table IV - Statement showing shareholding pattern of the Non Promoter - Non Public Shareholder

Category	Category & Name of the Shareholder	PAN	No of Shareholders	No of fully paid up equity shares held	No of Partly paid-up equity shares held	No of Shares Underlying Depository Receipts	Total No of Shares Held (IV+V+VI)	Shareholding as a % of total no of shares (A+B+C2)	Number of Voting Rights held in each class of securities			No of Shares Underlying Outstanding convertible securities (Including Warrants)	Shareholding as a % assuming full conversion of convertible Securities (as a percentage of diluted share capital)	Number of Locked in Shares		Number of Shares pledged or otherwise encumbered		Number of equity shares held in dematerialized form	
									No of Voting Rights	Total as a % of (A+B+C)	No.			As a % of total Shares held	No.	As a % of total Shares			
																	Class X		Class Y
(I)	(II)	(III)	(IV)	(V)	(VI)	(VII)	(VIII)	(IX)			(X)	(XI)	(XII)		(XIII)	(XIV)			
(1)	Custodian/DR Holder		0	0	0	0	0	0.00	0	0	0	0.00	0	0.00	0	0.00	NA	NA	0
(2)	Employee Benefit Trust (under SEBI(Share based Employee Benefit) Regulations 2014)		0	0	0	0	0	0.00	0	0	0	0.00	0	0.00	0	0.00	NA	NA	0
	<b>Total Non-Promoter-Non Public Shareholding (C) = (C)(1)+(C)(2)</b>		<b>0</b>	<b>0</b>	<b>0</b>	<b>0</b>	<b>0</b>	<b>0.00</b>	<b>0</b>	<b>0</b>	<b>0</b>	<b>0.00</b>	<b>0</b>	<b>0.00</b>	<b>0</b>	<b>0.00</b>			<b>0</b>



Handwritten signature or initials.

<b>Table VI - Statement showing foreign ownership limits</b>		
	<b>Board approved limits</b>	<b>Limits utilized</b>
As on shareholding date	100	
As on the end of previous 1st quarter	100	2.7
As on the end of previous 2nd quarter	100	1.39
As on the end of previous 3rd quarter	100	1.33
As on the end of previous 4th quarter	100	1.13



Handwritten signature or initials.

**DCM SHRIRAM INDUSTRIES LIMITED  
POST-SCHEME SHAREHOLDING PATTERN  
WITHOUT PAN**

Name of Listed Entity: **DCM SHRIRAM INDUSTRIES LTD**

Scrip Code/Name of Scrip/Class of Security: **BSE 523369 NSE: DCMSRMIND**

Share Holding Pattern Filed under: Reg. 31(1)(a)/Reg.31(1)(b)/Reg.31(1)(c)

a. if under 31(1)(b) then indicate the report for quarter ending

b. if under 31(1)(c) then indicate date of allotment/extinguishment

**This is the Post-Scheme shareholding pattern filed as per the requirements of Stock Exchanges prescribed in accordance with SEBI Master Circular dated 20th June, 2023 relating to Scheme of Arrangement by Listed entities.**

Declaration : The Listed entity is required to submit the following declaration to the extent of submission of information:

Sr. No.	Particular	Yes/No	Promoter and Promoter Group	Public shareholder	Non Promoter-Non Public
1	Whether the Listed Entity has issued any partly paid up shares?	No	No	No	No
2	Whether the Listed Entity has issued any Convertible Securities ?	No	No	No	No
3	Whether the Listed Entity has issued any Warrants ?	No	No	No	No
4	Whether the Listed Entity has any shares against which depository receipts are issued?	No	No	No	No
5	Whether the Listed Entity has any shares in locked-in?	No	No	No	No
6	Whether any shares held by promoters are pledge or otherwise encumbered?	No	No	No	No
7	Whether company has equity shares with differential voting rights?	No	No	No	No
8	Whether the listed entity has any significant beneficial owner?	Yes	Yes	No	No



A handwritten signature in blue ink, appearing to be 'R. S.' or similar, located to the right of the stamp.

Table I - Summary Statement holding of specified securities


Category	Category of Shareholder	No of Share holders	No of fully paid up equity shares held	No of Partly paid-up equity	No of Shares Underlying Depo	Total No of Shares Held (VII) = (IV)+(V)+(VI)	Shareholding as a % of total no of	Number of Voting Rights held in each class of securities			No of Shares Underlying Outstanding	Shareholding as a % assuming full conversion	Number of Locked in Shares		Number of Shares pledged or otherwise		Number of equity shares held in dematerialized form	Sub-categorization of shares			
								No of Voting Rights	Total as a % of (A+B+C)	No			As a % of total Shares held	No	As a % of total Shares	Shareholding (No. of shares) under		Sub category (i)	Sub category (ii)	Sub category (iii)	
																					Class X
(I)	(II)	(III)	(IV)	(V)	(VI)	(VII)	(VIII)	(IX)			(X)	(XI)	(XII)		(XIII)		(XIV)				
(A)	Promoter & Promoter Group	16	4,35,90,115	0	0	4,35,90,115	50.11	4,35,90,115	0	4,35,90,115	50.11	0	50.11	0	0.00	0	0.00	4,35,90,115	0	0	0
(B)	Public	61903	4,34,02,070	0	0	4,34,02,070	49.89	4,34,02,070	0	4,34,02,070	49.89	0	49.89	0	0.00	NA	NA	4,20,26,740	4206760	0	0
(C)	Non Promoter-Non Public	0	0	0	0	0	0	0	0	0	0	0	0	0	0	NA	NA	0	0	0	0
(C1)	Shares underlying DRs	0	0	0	0	0	NA	0	0	0	0.00	0	NA	0	0.00	NA	NA	0	0	0	0
(C2)	Shares held by Employees Trusts	0	0	0	0	0	0.00	0	0	0	0.00	0	0.00	0	0.00	NA	NA	0	0	0	0
	<b>Total:</b>	<b>61919</b>	<b>86992185</b>	<b>0</b>	<b>0</b>	<b>86992185</b>	<b>100.00</b>	<b>86992185</b>	<b>0</b>	<b>86992185</b>	<b>100.00</b>	<b>0</b>	<b>100.00</b>	<b>0</b>	<b>0.00</b>	<b>0</b>	<b>0.00</b>	<b>85616855</b>	<b>4206760</b>	<b>0</b>	<b>0</b>



*[Handwritten signature]*

Table II - Statement showing shareholding pattern of the Promoter and Promoter Group

Category	Category & Name of the Shareholder	No of Share holders	No of fully paid up equity shares held	No of Partly paid-up equity shares held	No of Shares Underlying Depository Receipts	Total No of Shares Held (IV+V+VI)	Shareholding as a % of total no of shares (calculated as per SCRR, 1957 (VIII) As a % of (A+B+C) 2	Number of Voting Rights held in each class of securities			No of Shares Underlying Outstanding convertible securities (Including Warrants)	Shareholding as a % assuming full conversion of convertible Securities (as a percentage of diluted share capital) (VII)+(X) As a % of (A+B+C2)	Number of Locked in Shares		Number of Shares pledged or otherwise encumbered		Number of equity shares held in dematerialized form	
								No of Voting Rights		Total as a % of (A+B+C)			No.	As a % of total Shares held	No.	As a % of total Shares		
								Class X	Class Y									Total
	(I)	(III)	(IV)	(V)	(VI)	(VII)	(VIII)	(IX)			(X)	(XI)	(XII)		(XIII)	(XIV)		
(1)	Indian																	
(a)	<b>Individuals/Hindu undivided Family</b>	<b>16</b>	<b>43590115</b>	<b>0</b>	<b>0</b>	<b>43590115</b>	<b>50.11</b>	<b>435910115</b>	<b>0</b>	<b>43590115</b>	<b>50.11</b>	<b>0</b>	<b>50.11</b>	<b>0</b>	<b>0.00</b>	<b>0</b>	<b>0.00</b>	43590115
	DIVYA SHRIRAM	1	3647854	0	0	3647854	4.19	3647854	0	3647854	4.19	0	4.19	0	0.00	0	0.00	3647854
	AKSHAY DHAR	1	1274060	0	0	1274060	1.46	1274060	0	1274060	1.46	0	1.46	0	0.00	0	0.00	1274060
	ADITI DHAR	1	1271313	0	0	1271313	1.46	1271313	0	1271313	1.46	0	1.46	0	0.00	0	0.00	1271313
	ALOK SHRIRAM KARTA: LALA BANSI DHAR & SONS	1	12028267	0	0	12028267	13.83	12028267	0	12028267	13.83	0	13.83	0	0.00	0	0.00	12028267
	SUMAN BANSI DHAR	1	1757160	0	0	1757160	2.02	1757160	0	1757160	2.02	0	2.02	0	0.00	0	0.00	1757160



	URVASHI TILAKDHAR	1	5889611	0	0	5889611	6.77	5889611	0	5889611	6.77	0	6.77	0	0.00	0	0.00	5889611
	KARUNA SHRIRAM	1	4138462	0	0	4138462	4.76	4138462	0	4138462	4.76	0	4.76	0	0.00	0	0.00	4138462
	MADHAV BANSIDHAR SHRIRAM	1	4349534	0	0	4349534	5.00	4349534	0	4349534	5.00	0	5.00	0	0.00	0	0.00	4349534
	ALOK BANSIDHAR SHRIRAM	1	2388944	0	0	2388944	2.75	2388944	0	2388944	2.75	0	2.75	0	0.00	0	0.00	2388944
	KANIKA SHRIRAM	1	1456332	0	0	1456332	1.67	1456332	0	1456332	1.67	0	1.67	0	0.00	0	0.00	1456332
	RUDRA SHRIRAM	1	958802	0	0	958802	1.10	958802	0	958802	1.10	0	1.10	0	0.00	0	0.00	958802
	AKSHAY DHAR KARTA: TILAKDHAR AND SONS HUF	1	508158	0	0	508158	0.58	508158	0	508158	0.58	0	0.58	0	0.00	0	0.00	508158
	UDAY SHRIRAM	1	936473	0	0	936473	1.08	936473	0	936473	1.08	0	1.08	0	0.00	0	0.00	936473
	ROHAN SHRIRAM	1	8438	0	0	8438	0.01	8438	0	8438	0.01	0	0.01	0	0.00	0	0.00	8438
	AKSHAY FOUNDATION	1	2976389	0	0	2976389	3.42	2976389	0	2976389	3.42	0	3.42	0	0.00	0	0.00	2976389
	SUSHIL KUMAR JAIN	1	318	0	0	318	0.00	318	0	318	0.00	0	0.00	0	0.00	0	0.00	318
(b)	<b>Central Government/State Government(s)</b>	0	0	0	0	0	0.00	0	0	0	0.00	0	0.00	0	0.00	0	0.00	0
(c)	<b>Financial Institutions/Banks</b>	0	0	0	0	0	0.00	0	0	0	0.00	0	0.00	0	0.00	0	0.00	0
(d)	<b>Any Other</b>	0	0	0	0	0	0.00	0	0	0	0.00	0	0.00	0	0.00	0	0.00	0
	<b>Sub-Total (A)(1)</b>	<b>16</b>	<b>43590115</b>	<b>0</b>	<b>0</b>	<b>43590115</b>	<b>50.11</b>	<b>43590115</b>	<b>0</b>	<b>43590115</b>	<b>50.11</b>	<b>0</b>	<b>50.11</b>	<b>0</b>	<b>0.00</b>	<b>0</b>	<b>0.00</b>	<b>43590115</b>
(2)	Foreign	0	0	0	0	0	0	0	0	0	0	0	0	0	0	0	0	0
(a)	Individuals (Non-Resident Individuals/ Foreign Individuals	0	0	0	0	0	0.00	0	0	0	0.00	0	0.00	0	0.00	0	0.00	0
(b)	Government	0	0	0	0	0	0.00	0	0	0	0.00	0	0.00	0	0.00	0	0.00	0
(c)	Institutions	0	0	0	0	0	0.00	0	0	0	0.00	0	0.00	0	0.00	0	0.00	0
(d)	Foreign Portfolio Investor	0	0	0	0	0	0.00	0	0	0	0.00	0	0.00	0	0.00	0	0.00	0
(e)	Any Other	0	0	0	0	0	0.00	0	0	0	0.00	0	0.00	0	0.00	0	0.00	0
	<b>Sub-Total (A)(2)</b>	<b>0</b>	<b>0</b>	<b>0</b>	<b>0</b>	<b>0</b>	<b>0.00</b>	<b>0</b>	<b>0</b>	<b>0</b>	<b>0.00</b>	<b>0</b>	<b>0.00</b>	<b>0</b>	<b>0.00</b>	<b>0</b>	<b>0.00</b>	<b>0</b>
	<b>Total Shareholding of Promoter and Promoter Group (A)=(A)(1)+(A)(2)</b>	<b>16</b>	<b>43590115</b>	<b>0</b>	<b>0</b>	<b>43590115</b>	<b>50.11</b>	<b>43590115</b>	<b>0</b>	<b>43590115</b>	<b>50.11</b>	<b>0</b>	<b>50.11</b>	<b>0</b>	<b>0.00</b>	<b>0</b>	<b>0.00</b>	<b>43590115</b>




Table III - Statement showing shareholding pattern of the Public shareholder

Category	Category & Name of the Shareholder	No of Share holders	No of fully paid up equity shares held	No of Partly paid-up equity shares held	No of Shares Underlying Depository Receipts	Total No of Shares Held (IV+V+VI)	Shareholding as a % of total no of shares (A+B+C 2)	Number of Voting Rights held in each class of securities			No of Shares Underlying Outstanding convertible securities (Including Warrants)	Shareholding as a % assuming full conversion of convertible Securities (as a percentage of diluted share capital)	Number of Locked in Shares		Number of Shares pledged or otherwise encumbered		Number of equity shares held in dematerialized form	Sub-categorization of shares			
								No. of Voting Rights	Total as a % of (A+B+C)	No.			As a % of total Shares held	No.	As a % of total Shares held	Shareholding (No. of shares) under		Sub category (i)	Sub category (ii)	Sub category (iii)	
																					Class X
	(I)	(III)	(IV)	(V)	(VI)	(VII)	(VIII)	(IX)			(X)	(XI)	(XII)		(XIII)		(XIV)				
(1)	Institutions (Domestic)																				
(a)	Mutual Funds	3	755	0	0	755	0.00	755	0	755	0.00	0	0.00	0	0.00	NA	NA	505	0	0	0
(b)	Venture Capital Funds	0	0	0	0	0	0.00	0	0	0	0.00	0	0.00	0	0.00	NA	NA	0	0	0	0
(c)	Alternate Investment Funds	2	2614216	0	0	2614216	3.01	2614216	0	2614216	3.01	0	3.01	0	0.00	NA	NA	2614216	0	0	0
	ABAKKUS EMERGING OPPORTUNITIES FUND-1	1	2490000	0	0	2490000	2.86	2490000	0	2490000	2.86	0	2.86	0	0.00	NA	NA	2490000	0	0	0



(d)	Banks	23	9830	0	0	9830	0.01	9830	0	9830	0.01	0	0.01	0	0.00	NA	NA	5625	0	0	0
(e)	Insurance Companies	1	4206760	0	0	4206760	4.84	4206760	0	4206760	4.84	0	4.84	0	0.00	NA	NA	4206760	4206760	0	0
	LIFE INSURANCE CORPORATION OF INDIA	1	4206760	0	0	4206760	4.84	4206760	0	4206760	4.84	0	4.84	0	0.00	NA	NA	4206760	4206760	0	0
(f)	Provident Funds/Pension Funds	0	0	0	0	0	0.00	0	0	0	0.00	0	0.00	0	0.00	NA	NA	0	0	0	0
(g)	Asset Reconstruction Companies	0	0	0	0	0	0.00	0	0	0	0.00	0	0.00	0	0.00	NA	NA	0	0	0	0
(h)	Sovereign Wealth Funds	0	0	0	0	0	0.00	0	0	0	0.00	0	0.00	0	0.00	NA	NA	0	0	0	0
(i)	NBFC Registered with RBI	1	4077132	0	0	4077132	4.69	4077132	0	4077132	4.69	0	4.69	0	0.00	NA	NA	4077132	0	0	0
	H B PORTFOLIO LIMITED	1	4077132	0	0	4077132	4.69	4077132	0	4077132	4.69	0	4.69	0	0.00	NA	NA	4077132	0	0	0
(j)	Other Financial Insitutions	2	1050	0	0	1050	0.00	1050	0	1050	0.00	0	0.00	0	0.00	NA	NA	0	0	0	0
(k)	Any Other	0	0	0	0	0	0	0	0	0	0	0	0	0	0	NA	NA	0	0	0	0
	<b>Sub Total (B)(1)</b>	<b>32</b>	<b>10909743</b>	<b>0</b>	<b>0</b>	<b>10909743</b>	<b>12.54</b>	<b>10909743</b>	<b>0</b>	<b>10909743</b>	<b>12.54</b>	<b>0</b>	<b>12.54</b>	<b>0</b>	<b>0.00</b>	<b>NA</b>	<b>NA</b>	<b>10904238</b>	<b>4206760</b>	<b>0</b>	<b>0</b>
(2)	Institutions (Foreign)																				
(a)	Foreign Direct Investment	0	0	0	0	0	0.00	0	0	0	0.00	0	0.00	0	0.00	NA	NA	0	0	0	0
(b)	Foreign Venture Capital	0	0	0	0	0	0.00	0	0	0	0.00	0	0.00	0	0.00	NA	NA	0	0	0	0
(c)	Sovereign Wealth Funds	0	0	0	0	0	0.00	0	0	0	0.00	0	0.00	0	0.00	NA	NA	0	0	0	0
(d)	Foreign Portfolio Investors Category I	48	1745632	0	0	1745632	2.01	1745632	0	1745632	2.01	0	2.01	0	0.00	NA	NA	1745632	0	0	0
(e)	Foreign Portfolio Investors Category II	0	0	0	0	0	0.00	0	0	0	0.00	0	0.00	0	0.00	NA	NA	0	0	0	0
(f)	Overseas Depositories (holding DRs) (balancing figure)	0	0	0	0	0	0.00	0	0	0	0.00	0	0.00	0	0.00	NA	NA	0	0	0	0
(g)	Any Other	0	0	0	0	0	0	0	0	0	0	0	0	0	0	NA	NA	0	0	0	0
	BANKS	0	0	0	0	0	0.00	0	0	0	0.00	0	0.00	0	0.00	NA	NA	0	0	0	0
	<b>Sub Total (B)(2)</b>	<b>48</b>	<b>1745632</b>	<b>0</b>	<b>0</b>	<b>1745632</b>	<b>2.01</b>	<b>1745632</b>	<b>0</b>	<b>1745632</b>	<b>2.01</b>	<b>0</b>	<b>2.01</b>	<b>0</b>	<b>0.00</b>	<b>NA</b>	<b>NA</b>	<b>1745632</b>	<b>0</b>	<b>0</b>	<b>0</b>



*Handwritten signature*



(3)	Central Government/State Government(s)/President of India	0	0	0	0	0	0	0	0	0	0	0	0	0	0	0	0	0	0	0	0	0	
(a)	Central Government / President of India	0	0	0	0	0	0.00	0	0	0	0.00	0	0.00	0	0.00	0	0.00	NA	NA	0	0	0	0
(b)	State Government / Governor	0	0	0	0	0	0.00	0	0	0	0.00	0	0.00	0	0.00	0	0.00	NA	NA	0	0	0	0
(c)	Shareholding by Companies or Bodies Corporate where Central / State Government is a promoter	0	0	0	0	0	0.00	0	0	0	0.00	0	0.00	0	0.00	0	0.00	NA	NA	0	0	0	0
	<b>Sub Total (B)(3)</b>	<b>0</b>	<b>0</b>	<b>0</b>	<b>0</b>	<b>0</b>	<b>0.00</b>	<b>0</b>	<b>0</b>	<b>0</b>	<b>0.00</b>	<b>0</b>	<b>0.00</b>	<b>0</b>	<b>0.00</b>	<b>0</b>	<b>0.00</b>	<b>NA</b>	<b>NA</b>	<b>0</b>	<b>0</b>	<b>0</b>	<b>0</b>
(4)	Non-Institutions																						
(a)	Associate companies / Subsidiaries	0	0	0	0	0	0.00	0	0	0	0.00	0	0.00	0	0.00	0	0.00	NA	NA	0	0	0	0
(b)	Directors and their relatives (excluding independent directors and nominee directors)	1	2500	0	0	2500	0.00	2500	0	2500	0.00	0	0.00	0	0.00	0	0.00	NA	NA	2500	0	0	0
(c)	Key Managerial Personnel	0	0	0	0	0	0.00	0	0	0	0.00	0	0.00	0	0.00	0	0.00	NA	NA	0	0	0	0
(d)	Relatives of promoters (other than 'immediate relatives' of promoters disclosed under 'Promoter and Promoter Group' category);	0	0	0	0	0	0.00	0	0	0	0.00	0	0.00	0	0.00	0	0.00	NA	NA	0	0	0	0
(e)	Trusts where any person belonging to 'Promoter and Promoter Group' category is 'trustee', 'beneficiary', or 'author of the trust'	0	0	0	0	0	0.00	0	0	0	0.00	0	0.00	0	0.00	0	0.00	NA	NA	0	0	0	0



*[Handwritten signature]*

(f)	Investor Education and Protection Fund (IEPF)	1	2721700	0	0	2721700	3.13	2721700	0	2721700	3.13	0	3.13	0	0.00	NA	NA	2721700	0	0	0
	INVESTOR EDUCATION AND PROTECTION FUND AUTHORITY M	1	2721700	0	0	2721700	3.13	2721700	0	2721700	3.13	0	3.13	0	0.00	NA	NA	2721700	0	0	0
(g)	Resident Individuals holding nominal share capital up to Rs. 2 lakhs	59547	19324376	0	0	19324376	22.21	19324376	0	19324376	22.21	0	22.21	0	0.00	NA	NA	1,79,71,116	0	0	0
(h)	Resident Individuals holding nominal share capital in excess of Rs. 2 lakhs	14	3467041	0	0	3467041	3.99	3467041	0	3467041	3.99	0	3.99	0	0.00	NA	NA	3467041	0	0	0
(i)	Non Resident Indians (NRIs)	1080	801942	0	0	801942	0.92	801942	0	801942	0.92	0	0.92	0	0.00	NA	NA	801942	0	0	0
(j)	Foreign Nationals	1	450	0	0	450	0.00	450	0	450	0.00	0	0.00	0	0.00	NA	NA	450	0	0	0
(k)	Foreign Companies)	0	0	0	0	0	0.00	0	0	0	0.00	0	0.00	0	0.00	NA	NA	0	0	0	0
(l)	Bodies Corporate	359	2965752	0	0	2965752	3.41	2965752	0	2965752	3.41	0	3.41	0	0.00	NA	NA	29,49,187	0	0	0
	ASIAN MARKETS SECURITIES PVT LTD.	1	877500	0	0	877500	1.01	877500	0	877500	1.01	0	1.01	0	0.00	NA	NA	877500	0	0	0
(m)	Any Other																				
	H U F	813	1345369	0	0	1345369	1.55	1345369	0	1345369	1.55	0	1.55	0	0.00	NA	NA	1345369	0	0	0
	TRUSTS	7	117565	0	0	117565	0.14	117565	0	117565	0.14	0	0.14	0	0.00	NA	NA	117565	0	0	0
	<b>Sub Total (B)(4)</b>	<b>61823</b>	<b>30746695</b>	<b>0</b>	<b>0</b>	<b>30746695</b>	<b>35.34</b>	<b>30746695</b>	<b>0</b>	<b>30746695</b>	<b>35.34</b>	<b>0</b>	<b>35.34</b>	<b>0</b>	<b>0.00</b>			<b>29376870</b>			
	<b>Total Public Shareholding (B) = (B)(1)+(B)(2)+(B)(3)+(B)(4)</b>	<b>61903</b>	<b>43402070</b>	<b>0</b>	<b>0</b>	<b>43402070</b>	<b>49.89</b>	<b>43402070</b>	<b>0</b>	<b>43402070</b>	<b>49.89</b>	<b>0</b>	<b>49.89</b>	<b>0</b>	<b>0.00</b>			<b>42026740</b>	<b>4206760</b>	<b>0</b>	<b>0</b>

Details of Shares which remain unclaimed may be given hear along with details such as number of shareholders, outstanding shares held in demat/unclaimed suspense


No. of shareholders	No. of Shares
200	12200



*[Handwritten signature]*

Table IV - Statement showing shareholding pattern of the Non Promoter - Non Public Shareholder

Category	Category & Name of the Shareholder	PAN	No of Shareholders	No of fully paid up equity shares held	No of Partly paid-up equity shares held	No of Shares Underlying Depository Receipts	Total No of Shares Held (IV+V+VI)	Shareholding as a % of total no of shares (A+B+C2)	Number of Voting Rights held in each class of securities			No of Shares Underlying Outstanding convertible securities (Including Warrants)	Shareholding as a % assuming full conversion of convertible Securities (as a percentage of diluted share capital)	Number of Locked in Shares		Number of Shares pledged or otherwise encumbered		Number of equity shares held in dematerialized form	
									No of Voting Rights		Total as a % of (A+B+C)			No.	As a % of total Shares held	No.	As a % of total Shares		
									Class X	Class Y									Total
	(I)	(II)	(III)	(IV)	(V)	(VI)	(VII)	(VIII)	(IX)			(X)	(XI)	(XII)		(XIII)	(XIV)		
(1)	Custodian/DR Holder		0	0	0	0	0	0.00	0	0	0	0.00	0	0.00	0	0.00	NA	NA	0
(2)	Employee Benefit Trust (under SEBI(Share based Employee Benefit) Regulations 2014)		0	0	0	0	0	0.00	0	0	0	0.00	0	0.00	0	0.00	NA	NA	0
	<b>Total Non-Promoter-Non Public Shareholding (C) = (C)(1)+(C)(2)</b>		<b>0</b>	<b>0</b>	<b>0</b>	<b>0</b>	<b>0</b>	<b>0.00</b>	<b>0</b>	<b>0</b>	<b>0</b>	<b>0.00</b>	<b>0</b>	<b>0.00</b>	<b>0</b>	<b>0.00</b>			<b>0</b>



*[Handwritten signature]*

<b>Table VI - Statement showing foreign ownership limits</b>		
	Board approved limits	Limits utilized
As on shareholding date	100	
As on the end of previous 1st quarter	100	2.7
As on the end of previous 2nd quarter	100	1.39
As on the end of previous 3rd quarter	100	1.33
As on the end of previous 4th quarter	100	1.13



*[Handwritten signature]*

**DCM SHRIRAM FINE CHEMICALS LIMITED  
PRE-SCHEME SHAREHOLDING PATTERN  
WITHOUT PAN**

Name of Listed Entity: **DCM SHRIRAM FINE CHEMICALS LTD**

Scrip Code/Name of Scrip/Class of Security: **NA/ Equity Shares (unlisted)**

Share Holding Pattern Filed under: Reg. 31(1)(a)/Reg.31(1)(b)/Reg.31(1)(c)

a. if under 31(1)(b) then indicate the report for quarter ending

b. if under 31(1)(c) then indicate date of allotment/extinguishment

**This is the Pre-Scheme shareholding pattern as per the requirements of Stock Exchanges prescribed in accordance with SEBI Master Circular dated 20th June, 2023 relating to Scheme of Arrangement by Listed entities. This shareholding pattern is based on the shareholding data as on 05th April, 2024.**

\* Declaration : The Listed entity is required to submit the following declaration to the extent of submission of information:

Sr. No.	Particular	Yes/No	Promoter and Promoter Group	Public shareholder	Non Promoter-Non Public
1	Whether the Listed Entity has issued any partly paid up shares?	N/A	-	-	-
2	Whether the Listed Entity has issued any Convertible Securities ?	N/A	-	-	-
3	Whether the Listed Entity has issued any Warrants ?	N/A	-	-	-
4	Whether the Listed Entity has any shares against which depository receipts are issued?	N/A	-	-	-
5	Whether the Listed Entity has any shares in locked-in?	N/A	-	-	-
6	Whether any shares held by promoters are pledge or otherwise encumbered?	N/A	-	-	-
7	Whether company has equity shares with differential voting rights?	N/A	-	-	-
8	Whether the listed entity has any significant beneficial owner?	N/A	-	-	-

\* Not Applicable as unlisted company.



Table I - Summary Statement holding of specified securities


Category	Category of Shareholder	No of Share holders	No of fully paid up equity shares held	No of Partly paid-up equity shares held	No of Shares Underlying Depository Receipts	Total No of Shares Held (VII) = (IV)+(V)+(VI)	Shareholding as a % of total no of shares (As a % of (A+B+C2))	Number of Voting Rights held in each class of securities			No of Shares Underlying Outstanding convertible securities (Including Warrants)	Shareholding as a % assuming full conversion of convertible Securities (as a percentage of diluted share capital)	Number of Locked in Shares		Number of Shares pledged or otherwise encumbered		Number of equity shares held in dematerialized form	Sub-categorization of shares				
								No of Voting Rights					Total as a % of (A+B+C)	No.	As a % of total Shares held	No.		As a % of total Shares held	Shareholding (No. of shares) under	Sub category (i)	Sub category (ii)	Sub category (iii)
								Class X	Class Y	Total												
(I)	(II)	(III)	(IV)	(V)	(VI)	(VII)	(VIII)	(IX)			(X)	(XI)	(XII)		(XIII)	(XIV)						
(A)	Promoter & Promoter Group	7	10,00,00,000	0	0	10,00,00,000	100.00	10,00,00,000	0	10,00,00,000	100.00	0	100.00	0	0.00	0	0.00	9,99,99,994	0	0	0	
(B)	Public	0	0	0	0	0	0.00	0	0	0	0.00	0	0.00	0	0.00	0	0	0	0	0	0	
(C)	Non Promoter-Non Public	0	0	0	0	0	0	0	0	0	0	0	0	0	0	0	0	0	0	0	0	
(C1)	Shares underlying DRs	0	0	0	0	0	0	0	0	0	0.00	0	0	0	0.00	0	0	0	0	0	0	
(C2)	Shares held by Employees Trusts	0	0	0	0	0	0.00	0	0	0	0.00	0	0.00	0	0.00	0	0	0	0	0	0	
	<b>Total:</b>	<b>7</b>	<b>10,00,00,000</b>	<b>0</b>	<b>0</b>	<b>10,00,00,000</b>	<b>100.00</b>	<b>10,00,00,000</b>	<b>0</b>	<b>10,00,00,000</b>	<b>100.00</b>	<b>0</b>	<b>100.00</b>	<b>0</b>	<b>0.00</b>	<b>0</b>	<b>0.00</b>	<b>99999994</b>	<b>0</b>	<b>0</b>	<b>0</b>	



Handwritten signature or initials.

Table II - Statement showing shareholding pattern of the Promoter and Promoter Group

Category	Category & Name of the Shareholder	PAN	No of Share holder s	No of fully paid up equity shares held	No of Partl y paid-up equity shares held	No of Share s Under lying Depos itory Recei pts	Total No of Shares Held (IV+V+VI)	Sharehold ing as a % of total no of shares (calculated as per SCRR, 1957 (VIII) As a % of (A+B+C2	Number of Voting Rights held in each class of securities			No of Shares Underlyi ng Outstan ding convertt ible securitie s (Includin g Warrant s)	Sharehol ding as a % assuming full conversi on of convertib le Securitie s (as a percenta ge of diluted share capital) (VII)+(X) As a % of (A+B+C2)	Number of Locked in Shares		Number of Shares pledged or otherwise encumbered		Number of equity shares held in demateriali zed form	
									No of Voting Rights		Total as a % of (A+B+C)			No.	As a % of total Shares held	No.	As a % of total Shares held		
									Class X	Class Y									Total
	(I)	(II)	(III)	(IV)	(V)	(VI)	(VII)	(VIII)	(IX)			(X)	(XI)	(XII)		(XIII)		(XIV)	
(1)	Indian																		
(a)	<b>Individuals/Hindu undivided Family</b>		6	6	0	0	6	0.00	6	0	6	0.00	0	0.00	0	0.00	0	0.00	0
	ALOK BANSIDHAR SHRIRAM		1	1	0	0	1	0.00	1	0	1	0.00	0	0.00	0	0.00	0	0.00	0
	MADHAV BANSIDHAR SHRIRAM		1	1	0	0	1	0.00	1	0	1	0.00	0	0.00	0	0.00	0	0.00	0
	ROHAN SHRIRAM		1	1	0	0	1	0.00	1	0	1	0.00	0	0.00	0	0.00	0	0.00	0
	Vineet Manaktala		1	1	0	0	1	0.00	1	0	1	0.00	0	0.00	0	0.00	0	0.00	0
	Yagya Datt Gupta		1	1	0	0	1	0.00	1	0	1	0.00	0	0.00	0	0.00	0	0.00	0
	Ashish Jha		1	1	0	0	1	0.00	1	0	1	0.00	0	0.00	0	0.00	0	0.00	0



*Handwritten signature*

(b)	Central Government/State Government(s)	0	0	0	0	0	0.00	0	0	0	0.00	0	0.00	0	0.00	0	0.00	0
(c)	Financial Institutions/Banks	0	0	0	0	0	0.00	0	0	0	0.00	0	0.00	0	0.00	0	0.00	0
(d)	Any Other	1	99999994	0	0	99999994	100.00	99999994	0	99999994	100.00	0	100.00	0	0.00	0	0.00	99999994
	DCM Shriram Industries Limited	1	99999994	0	0	99999994	100.00	99999994	0	99999994	0.00	0	0.00	0	0.00	0	0.00	99999994
	<b>Sub-Total (A)(1)</b>	<b>7</b>	<b>100000000</b>	<b>0</b>	<b>0</b>	<b>100000000</b>	<b>100.00</b>	<b>100000000</b>	<b>0</b>	<b>100000000</b>	<b>100.00</b>	<b>0</b>	<b>100.00</b>	<b>0</b>	<b>0.00</b>	<b>0</b>	<b>0.00</b>	<b>99999994</b>
(2)	Foreign	0	0	0	0	0	0	0	0	0	0	0	0	0	0	0	0	0
	Individuals (Non-Resident Individuals/																	
(a)	Foreign Individuals	0	0	0	0	0	0.00	0	0	0	0.00	0	0.00	0	0.00	0	0.00	0
(b)	Government	0	0	0	0	0	0.00	0	0	0	0.00	0	0.00	0	0.00	0	0.00	0
(c)	Institutions	0	0	0	0	0	0.00	0	0	0	0.00	0	0.00	0	0.00	0	0.00	0
	Foreign Portfolio																	
(d)	Investor	0	0	0	0	0	0.00	0	0	0	0.00	0	0.00	0	0.00	0	0.00	0
(e)	Any Other	0	0	0	0	0	0.00	0	0	0	0.00	0	0.00	0	0.00	0	0.00	0
	<b>Sub-Total (A)(2)</b>	<b>0</b>	<b>0</b>	<b>0</b>	<b>0</b>	<b>0</b>	<b>0.00</b>	<b>0</b>	<b>0</b>	<b>0</b>	<b>0.00</b>	<b>0</b>	<b>0.00</b>	<b>0</b>	<b>0.00</b>	<b>0</b>	<b>0.00</b>	<b>0</b>
	<b>Promoter and Promoter Group (A)=(A)(1)+(A)(2)</b>	<b>7</b>	<b>100000000</b>	<b>0</b>	<b>0</b>	<b>100000000</b>	<b>100.00</b>	<b>100000000</b>	<b>0</b>	<b>100000000</b>	<b>100.00</b>	<b>0</b>	<b>100.00</b>	<b>0</b>	<b>0.00</b>	<b>0</b>	<b>0.00</b>	<b>99999994</b>



*Handwritten signature*



Table III - Statement showing shareholding pattern of the Public shareholder

Category	Category & Name of the Shareholder	PAN	No of Share holders	No of fully paid up equity shares held	No of Partly paid-up equity shares held	No of Shares Underlying Depository Receipts	Total No of Shares Held (IV+V+VI)	Shareholding as a % of total no of shares (A+B+C2)	Number of Voting Rights held in each class of securities			No of Shares Underlying Outstanding convertible securities (Including Warrants)	Shareholding as a % assuming full conversion of convertible Securities (as a percentage of diluted share capital)	Number of Locked in Shares		Number of Shares pledged or otherwise encumbered		Number of equity shares held in dematerialized form	Sub-categorization of shares			
									No of Voting Rights		Total as a % of (A+B+C)			No.	As a % of total Shares held	No.	As a % of total Shares held		Shareholding (No. of shares) under	Sub category (i)	Sub category (ii)	Sub category (iii)
									Class X	Class Y												
	(I)	(II)	(III)	(IV)	(V)	(VI)	(VII)	(VIII)	(IX)			(X)	(XI)	(XII)		(XIII)		(XIV)				
(1)	Institutions (Domestic)																					
(a)	Mutual Funds		0	0	0	0	0	0.00	0	0	0	0.00	0	0.00	0	0.00	NA	NA	0	0	0	0
(b)	Venture Capital Funds		0	0	0	0	0	0.00	0	0	0	0.00	0	0.00	0	0.00	NA	NA	0	0	0	0
(c)	Alternate Investment Funds		0	0	0	0	0	0.00	0	0	0	0.00	0	0.00	0	0.00	NA	NA	0	0	0	0
(d)	Banks		0	0	0	0	0	0.00	0	0	0	0.00	0	0.00	0	0.00	NA	NA	0	0	0	0
(e)	Insurance Companies		0	0	0	0	0	0.00	0	0	0	0.00	0	0.00	0	0.00	NA	NA	0	0	0	0
(f)	Provident Funds/Pension Funds		0	0	0	0	0	0.00	0	0	0	0.00	0	0.00	0	0.00	NA	NA	0	0	0	0
(g)	Asset Reconstruction Companies		0	0	0	0	0	0.00	0	0	0	0.00	0	0.00	0	0.00	NA	NA	0	0	0	0
(h)	Sovereign Wealth Funds		0	0	0	0	0	0.00	0	0	0	0.00	0	0.00	0	0.00	NA	NA	0	0	0	0
(i)	NBFC Registered with RBI		0	0	0	0	0	0.00	0	0	0	0.00	0	0.00	0	0.00	NA	NA	0	0	0	0
(j)	Other Financial Institutions		0	0	0	0	0	0.00	0	0	0	0.00	0	0.00	0	0.00	NA	NA	0	0	0	0
(k)	Any Other		0	0	0	0	0	0.00	0	0	0	0.00	0	0.00	0	0.00	NA	NA	0	0	0	0
	<b>Sub Total (B)(1)</b>		<b>0</b>	<b>0</b>	<b>0</b>	<b>0</b>	<b>0</b>	<b>0.00</b>	<b>0</b>	<b>0</b>	<b>0</b>	<b>0.00</b>	<b>0</b>	<b>0.00</b>	<b>0</b>	<b>0.00</b>	<b>NA</b>	<b>NA</b>	<b>0</b>	<b>0</b>	<b>0</b>	<b>0</b>
(2)	Institutions (Foreign)		0	0	0	0	0	0.00	0	0	0	0.00	0	0.00	0	0.00	NA	NA	0	0	0	0
(a)	Foreign Direct Investment		0	0	0	0	0	0.00	0	0	0	0.00	0	0.00	0	0.00	NA	NA	0	0	0	0
(b)	Foreign Venture Capital		0	0	0	0	0	0.00	0	0	0	0.00	0	0.00	0	0.00	NA	NA	0	0	0	0
(c)	Sovereign Wealth Funds		0	0	0	0	0	0.00	0	0	0	0.00	0	0.00	0	0.00	NA	NA	0	0	0	0
(d)	Foreign Portfolio Investors Category I		0	0	0	0	0	0.00	0	0	0	0.00	0	0.00	0	0.00	NA	NA	0	0	0	0



*[Handwritten signature]*

(e)	Foreign Portfolio Investors Category II	0	0	0	0	0	0.00	0	0	0	0.00	0	0.00	0	0.00	NA	NA	0	0	0	0
(f)	Overseas Depositories (holding DRs) (balancing figure)	0	0	0	0	0	0.00	0	0	0	0.00	0	0.00	0	0.00	NA	NA	0	0	0	0
(g)	Any Other	0	0	0	0	0	0	0	0	0	0	0	0	0	0.00	NA	NA	0	0	0	0
	BANKS	0	0	0	0	0	0.00	0	0	0	0.00	0	0.00	0	0.00	NA	NA	0	0	0	0
	<b>Sub Total (B)(2)</b>	<b>0</b>	<b>0</b>	<b>0</b>	<b>0</b>	<b>0</b>	<b>0.00</b>	<b>0</b>	<b>0</b>	<b>0</b>	<b>0.00</b>	<b>0</b>	<b>0.00</b>	<b>0</b>	<b>0.00</b>	<b>NA</b>	<b>NA</b>	<b>0</b>	<b>0</b>	<b>0</b>	<b>0</b>
(3)	Central Government/State Government(s)/President of India	0	0	0	0	0	0	0	0	0	0	0	0	0	0	NA	NA	0	0	0	0
(a)	Central Government / President of India	0	0	0	0	0	0.00	0	0	0	0.00	0	0.00	0	0.00	NA	NA	0	0	0	0
(b)	State Government / Governor	0	0	0	0	0	0.00	0	0	0	0.00	0	0.00	0	0.00	NA	NA	0	0	0	0
(c)	Shareholding by Companies or Bodies Corporate where Central / State Government is a promoter	0	0	0	0	0	0.00	0	0	0	0.00	0	0.00	0	0.00	NA	NA	0	0	0	0
	<b>Sub Total (B)(3)</b>	<b>0</b>	<b>0</b>	<b>0</b>	<b>0</b>	<b>0</b>	<b>0.00</b>	<b>0</b>	<b>0</b>	<b>0</b>	<b>0.00</b>	<b>0</b>	<b>0.00</b>	<b>0</b>	<b>0.00</b>	<b>NA</b>	<b>NA</b>	<b>0</b>	<b>0</b>	<b>0</b>	<b>0</b>
(4)	Non-Institutions																				
(a)	Associate companies / Subsidiaries	0	0	0	0	0	0.00	0	0	0	0.00	0	0.00	0	0.00	NA	NA	0	0	0	0
(b)	Directors and their relatives (excluding independent directors and nominee directors)	0	0	0	0	0	0.00	0	0	0	0.00	0	0.00	0	0.00	NA	NA	0	0	0	0
(c)	Key Managerial Personnel	0	0	0	0	0	0.00	0	0	0	0.00	0	0.00	0	0.00	NA	NA	0	0	0	0
(d)	Relatives of promoters (other than 'immediate relatives' of promoters disclosed under 'Promoter and Promoter Group' category)	0	0	0	0	0	0.00	0	0	0	0.00	0	0.00	0	0.00	NA	NA	0	0	0	0
(e)	Trusts where any person belonging to 'Promoter and Promoter Group' category is 'trustee', 'beneficiary', or 'author of the trust'	0	0	0	0	0	0.00	0	0	0	0.00	0	0.00	0	0.00	NA	NA	0	0	0	0
(f)	Investor Education and Protection Fund (IEPF)	0	0	0	0	0	0.00	0	0	0	0.00	0	0.00	0	0.00	NA	NA	0	0	0	0
(g)	Resident Individuals holding nominal share capital up to Rs. 2 lakhs	0	0	0	0	0	0.00	0	0	0	0.00	0	0.00	0	0.00	NA	NA	0	0	0	0
(h)	Resident Individuals holding nominal share capital in excess of Rs. 2 lakhs	0	0	0	0	0	0.00	0	0	0	0.00	0	0.00	0	0.00	NA	NA	0	0	0	0
(i)	Non Resident Indians (NRIs)	0	0	0	0	0	0.00	0	0	0	0.00	0	0.00	0	0.00	NA	NA	0	0	0	0
(j)	Foreign Nationals	0	0	0	0	0	0.00	0	0	0	0.00	0	0.00	0	0.00	NA	NA	0	0	0	0



Handwritten signature.

(k)	Foreign Companies)		0	0	0	0	0	0.00	0	0	0	0.00	0	0.00	0	0.00	NA	NA	0	0	0	0
(l)	Bodies Corporate		0	0	0	0	0	0.00	0	0	0	0.00	0	0.00	0	0.00	NA	NA	0	0	0	0
(m)	Any Other																		0			
	H U F		0	0	0	0	0	0.00	0	0	0	0.00	0	0.00	0	0.00	NA	NA	0	0	0	0
	TRUSTS		0	0	0	0	0	0.00	0	0	0	0.00	0	0.00	0	0.00	NA	NA	0	0	0	0
	<b>Sub Total (B)(4)</b>		<b>0</b>	<b>0</b>	<b>0</b>	<b>0</b>	<b>0</b>	<b>0.00</b>	<b>0</b>	<b>0</b>	<b>0</b>	<b>0.00</b>	<b>0</b>	<b>0.00</b>	<b>0</b>	<b>0.00</b>	<b>NA</b>	<b>NA</b>	<b>0</b>			
	<b>Total Public Shareholding (B) = (B)(1)+(B)(2)+(B)(3)+(B)(4)</b>		<b>0</b>	<b>0</b>	<b>0</b>	<b>0</b>	<b>0</b>	<b>0.00</b>	<b>0</b>	<b>0</b>	<b>0</b>	<b>0.00</b>	<b>0</b>	<b>0.00</b>	<b>0</b>	<b>0.00</b>	<b>NA</b>	<b>NA</b>	<b>0</b>	<b>0</b>	<b>0</b>	<b>0</b>



*Handwritten signature/initials*

**Table IV - Statement showing shareholding pattern of the Non Promoter - Non Public Shareholder**

Category	Category & Name of the Shareholder	PAN	No of Shareholders	No of fully paid up equity shares held	No of Partly paid-up equity shares held	No of Shares Underlying Depository Receipts	Total No of Shares Held (IV+V+VI)	Shareholding as a % of total no of shares (A+B+C2)	Number of Voting Rights held in each class of securities			No of Shares Underlying Outstanding convertible securities (Including Warrants)	Shareholding as a % assuming full conversion of convertible Securities (as a percentage of diluted share capital)	Number of Locked in Shares		Number of Shares pledged or otherwise encumbered		Number of equity shares held in dematerialized form	
									No of Voting Rights		Total as a % of (A+B+C)			No.	As a % of total Shares	No.	As a % of total Shares held		
									Class X	Class Y									Total
	(I)	(II)	(III)	(IV)	(V)	(VI)	(VII)	(VIII)	(IX)			(X)	(XI)	(XII)		(XIII)		(XIV)	
(1)	Custodian/DR Holder		0	0	0	0	0	0.00	0	0	0	0.00	0	0.00	0	0.00	NA	NA	0
(2)	Employee Benefit Trust (under SEBI(Share based Employee Benefit) Regulations 2014)		0	0	0	0	0	0.00	0	0	0	0.00	0	0.00	0	0.00	NA	NA	0
	<b>Total Non-Promoter-Non Public Shareholding (C) = (C)(1)+(C)(2)</b>		0	0	0	0	0	0.00	0	0	0	0.00	0	0.00	0	0.00	NA	NA	0



*Handwritten signature*

<b>Table VI - Statement showing foreign ownership limits</b>		
	Board approved limits	Limits utilized
As on shareholding date	0	0
As on the end of previous 1st quarter	0	0
As on the end of previous 2nd quarter	0	0
As on the end of previous 3rd quarter	0	0
As on the end of previous 4th quarter	0	0

*Handwritten signature*



**DCM SHRIRAM FINE CHEMICALS LIMITED  
POST-SCHEME SHAREHOLDING PATTERN  
WITHOUT PAN**

Name of Listed Entity: **DCM SHRIRAM FINE CHEMICALS LTD**

Scrip Code/Name of Scrip/Class of Security: **BSE \_\_\_\_\_ NSE: \_\_\_\_\_**

Share Holding Pattern Filed under: Reg. 31(1)(a)/Reg.31(1)(b)/Reg.31(1)(c)

a. if under 31(1)(b) then indicate the report for quarter ending

b. if under 31(1)(c) then indicate date of allotment/extinguishment

**This is the Post Scheme shareholding pattern filed as per the requirements of Stock Exchanges prescribed in accordance with SEBI Master Circular dated 20th June, 2023 relating to Scheme of Arrangement by Listed entities.**

Declaration : The Listed entity is required to submit the following declaration to the extent of submission of information:

Sr. No.	Particular	Yes/No	Promoter and Promoter Group	Public shareholder	Non Promoter-Non Public
1	Whether the Listed Entity has issued any partly paid up shares?	No	No	No	No
2	Whether the Listed Entity has issued any Convertible Securities ?	No	No	No	No
3	Whether the Listed Entity has issued any Warrants ?	No	No	No	No
4	Whether the Listed Entity has any shares against which depository receipts are issued?	No	No	No	No
5	Whether the Listed Entity has any shares in locked-in?	No	No	No	No
6	Whether any shares held by promoters are pledge or otherwise encumbered?	No	No	No	No
7	Whether company has equity shares with differential voting rights?	No	No	No	No
8	Whether the listed entity has any significant beneficial owner?	Yes	Yes	No	No



*Handwritten signature*

Table I - Summary Statement holding of specified securities

Category	Category of Shareholder	No of Share holders	No of fully paid up equity shares held	No of Partly paid-up equity	No of Shares Underlying Depos	Total No of Shares Held (VII) = (IV)+(V)+(VI)	Shareholding as a % of total no of	Number of Voting Rights held in each class of securities			No of Shares Underlying Outstanding	Shareholding as a % assuming full conversion	Number of Locked in Shares		Number of Shares pledged or otherwise		Number of equity shares held in dematerialized form	Sub-categorization of shares			
								No of Voting Rights		Total as a % of (A+B+C)			No	As a % of total Shares held	No	As a % of total Shares		Shareholding (No. of shares) under	Sub category (i)	Sub category (ii)	Sub category (iii)
								Class X	Class Y												
(I)	(II)	(III)	(IV)	(V)	(VI)	(VII)	(VIII)	(IX)			(X)	(XI)	(XII)	(XIII)	(XIV)						
(A)	Promoter & Promoter Group	16	4,35,90,115	0	0	4,35,90,115	50.11	4,35,90,115	0	4,35,90,115	50.11	0	50.11	0	0.00	0	0.00	4,35,90,115	0	0	0
(B)	Public	61903	4,34,02,070	0	0	4,34,02,070	49.89	4,34,02,070	0	4,34,02,070	49.89	0	49.89	0	0.00	NA	NA	4,20,26,740	4206760	0	0
(C)	Non Promoter-Non Public	0	0	0	0	0	0	0	0	0	0	0	0	0	NA	NA	0	0	0	0	
(C1)	Shares underlying DRs	0	0	0	0	0	NA	0	0	0	0.00	0	NA	0	0.00	NA	NA	0	0	0	0
(C2)	Shares held by Employees Trusts	0	0	0	0	0	0.00	0	0	0	0.00	0	0.00	0	0.00	NA	NA	0	0	0	0
	<b>Total:</b>	<b>61919</b>	<b>86992185</b>	<b>0</b>	<b>0</b>	<b>86992185</b>	<b>100.00</b>	<b>86992185</b>	<b>0</b>	<b>86992185</b>	<b>100.00</b>	<b>0</b>	<b>100.00</b>	<b>0</b>	<b>0.00</b>	<b>0</b>	<b>0.00</b>	<b>85616855</b>	<b>4206760</b>	<b>0</b>	<b>0</b>



Handwritten signature or initials.

Table II - Statement showing shareholding pattern of the Promoter and Promoter Group

Category	Category & Name of the Shareholder	No of Share holders	No of fully paid up equity shares held	No of Partly paid-up equity shares held	No of Shares Underlying Depository Receipts	Total No of Shares Held (IV+V+VI)	Shareholding as a % of total no of shares (calculated as per SCRR, 1957 (VIII) As a % of (A+B+C) 2	Number of Voting Rights held in each class of securities			No of Shares Underlying Outstanding convertible securities (Including Warrants)	Shareholding as a % assuming full conversion of convertible Securities (as a percentage of diluted share capital) (VII)+(X) As a % of (A+B+C2)	Number of Locked in Shares		Number of Shares pledged or otherwise encumbered		Number of equity shares held in dematerialized form	
								No of Voting Rights	Total as a % of (A+B+C)				No.	As a % of total Shares held	No.	As a % of total Shares		
								Class X	Class Y	Total								
	(I)	(III)	(IV)	(V)	(VI)	(VII)	(VIII)	(IX)			(X)	(XI)	(XII)		(XIII)		(XIV)	
(1)	Indian																	
(a)	<b>Individuals/Hindu undivided Family</b>	<b>16</b>	<b>43590115</b>	<b>0</b>	<b>0</b>	<b>43590115</b>	<b>50.11</b>	<b>435910115</b>	<b>0</b>	<b>43590115</b>	<b>50.11</b>	<b>0</b>	<b>50.11</b>	<b>0</b>	<b>0.00</b>	<b>0</b>	<b>0.00</b>	<b>43590115</b>
	DIVYA SHRIRAM	1	3647854	0	0	3647854	4.19	3647854	0	3647854	4.19	0	4.19	0	0.00	0	0.00	3647854
	AKSHAY DHAR	1	1274060	0	0	1274060	1.46	1274060	0	1274060	1.46	0	1.46	0	0.00	0	0.00	1274060
	ADITI DHAR	1	1271313	0	0	1271313	1.46	1271313	0	1271313	1.46	0	1.46	0	0.00	0	0.00	1271313
	ALOK SHRIRAM KARTA: LALA BANSI DHAR & SONS	1	12028267	0	0	12028267	13.83	12028267	0	12028267	13.83	0	13.83	0	0.00	0	0.00	12028267
	SUMAN BANSI DHAR	1	1757160	0	0	1757160	2.02	1757160	0	1757160	2.02	0	2.02	0	0.00	0	0.00	1757160



*Handwritten signature*



	URVASHI TILAKDHAR	1	5889611	0	0	5889611	6.77	5889611	0	5889611	6.77	0	6.77	0	0.00	0	0.00	5889611
	KARUNA SHRIRAM	1	4138462	0	0	4138462	4.76	4138462	0	4138462	4.76	0	4.76	0	0.00	0	0.00	4138462
	MADHAV BANSIDHAR SHRIRAM	1	4349534	0	0	4349534	5.00	4349534	0	4349534	5.00	0	5.00	0	0.00	0	0.00	4349534
	ALOK BANSIDHAR SHRIRAM	1	2388944	0	0	2388944	2.75	2388944	0	2388944	2.75	0	2.75	0	0.00	0	0.00	2388944
	KANIKA SHRIRAM	1	1456332	0	0	1456332	1.67	1456332	0	1456332	1.67	0	1.67	0	0.00	0	0.00	1456332
	RUDRA SHRIRAM	1	958802	0	0	958802	1.10	958802	0	958802	1.10	0	1.10	0	0.00	0	0.00	958802
	AKSHAY DHAR KARTA: TILAKDHAR AND SONS HUF	1	508158	0	0	508158	0.58	508158	0	508158	0.58	0	0.58	0	0.00	0	0.00	508158
	UDAY SHRIRAM	1	936473	0	0	936473	1.08	936473	0	936473	1.08	0	1.08	0	0.00	0	0.00	936473
	ROHAN SHRIRAM	1	8438	0	0	8438	0.01	8438	0	8438	0.01	0	0.01	0	0.00	0	0.00	8438
	AKSHAY FOUNDATION	1	2976389	0	0	2976389	3.42	2976389	0	2976389	3.42	0	3.42	0	0.00	0	0.00	2976389
	SUSHIL KUMAR JAIN	1	318	0	0	318	0.00	318	0	318	0.00	0	0.00	0	0.00	0	0.00	318
(b)	<b>Central Government/State Government(s)</b>	0	0	0	0	0	0.00	0	0	0	0.00	0	0.00	0	0.00	0	0.00	0
(c)	<b>Financial Institutions/Banks</b>	0	0	0	0	0	0.00	0	0	0	0.00	0	0.00	0	0.00	0	0.00	0
(d)	<b>Any Other</b>	0	0	0	0	0	0.00	0	0	0	0.00	0	0.00	0	0.00	0	0.00	0
	<b>Sub-Total (A)(1)</b>	<b>16</b>	<b>43590115</b>	<b>0</b>	<b>0</b>	<b>43590115</b>	<b>50.11</b>	<b>43590115</b>	<b>0</b>	<b>43590115</b>	<b>50.11</b>	<b>0</b>	<b>50.11</b>	<b>0</b>	<b>0.00</b>	<b>0</b>	<b>0.00</b>	<b>43590115</b>
(2)	Foreign	0	0	0	0	0	0	0	0	0	0	0	0	0	0	0	0	0
(a)	Individuals (Non-Resident Individuals/ Foreign Individuals	0	0	0	0	0	0.00	0	0	0	0.00	0	0.00	0	0.00	0	0.00	0
(b)	Government	0	0	0	0	0	0.00	0	0	0	0.00	0	0.00	0	0.00	0	0.00	0
(c)	Institutions	0	0	0	0	0	0.00	0	0	0	0.00	0	0.00	0	0.00	0	0.00	0
(d)	Foreign Portfolio Investor	0	0	0	0	0	0.00	0	0	0	0.00	0	0.00	0	0.00	0	0.00	0
(e)	Any Other	0	0	0	0	0	0.00	0	0	0	0.00	0	0.00	0	0.00	0	0.00	0
	<b>Sub-Total (A)(2)</b>	<b>0</b>	<b>0</b>	<b>0</b>	<b>0</b>	<b>0</b>	<b>0.00</b>	<b>0</b>	<b>0</b>	<b>0</b>	<b>0.00</b>	<b>0</b>	<b>0.00</b>	<b>0</b>	<b>0.00</b>	<b>0</b>	<b>0.00</b>	<b>0</b>
	<b>Total Shareholding of Promoter and Promoter Group (A)=(A)(1)+(A)(2)</b>	<b>16</b>	<b>43590115</b>	<b>0</b>	<b>0</b>	<b>43590115</b>	<b>50.11</b>	<b>43590115</b>	<b>0</b>	<b>43590115</b>	<b>50.11</b>	<b>0</b>	<b>50.11</b>	<b>0</b>	<b>0.00</b>	<b>0</b>	<b>0.00</b>	<b>43590115</b>



**Table III - Statement showing shareholding pattern of the Public shareholder**

Category	Category & Name of the Shareholder	No of Share holders	No of fully paid up equity shares held	No of Partly paid-up equity shares held	No of Shares Underlying Depository Receipts	Total No of Shares Held (IV+V+VI)	Shareholding as a % of total no of shares (A+B+C 2)	Number of Voting Rights held in each class of securities			No of Shares Underlying Outstanding convertible securities (Including Warrants)	Shareholding as a % assuming full conversion of convertible Securities (as a percent age of diluted share capital)	Number of Locked in Shares		Number of Shares pledged or otherwise encumbered		Number of equity shares held in dematerialized form	Sub-categorization of shares			
								No.	As a % of total Shares held	No.			As a % of total Shares held	Shareholding (No. of shares) under	Class X	Class Y		Total	Sub category (i)	Sub category (ii)	Sub category (iii)
(I)	(II)	(III)	(IV)	(V)	(VI)	(VII)	(VIII)	(IX)			(X)	(XI)	(XII)		(XIII)	(XIV)					
(1)	Institutions (Domestic)																				
(a)	Mutual Funds	3	755	0	0	755	0.00	755	0	755	0.00	0	0.00	0	0.00	NA	NA	505	0	0	0
(b)	Venture Capital Funds	0	0	0	0	0	0.00	0	0	0	0.00	0	0.00	0	0.00	NA	NA	0	0	0	0
(c)	Alternate Investment Funds	2	2614216	0	0	2614216	3.01	2614216	0	2614216	3.01	0	3.01	0	0.00	NA	NA	2614216	0	0	0
	ABAKKUS EMERGING OPPORTUNITIES FUND 1	1	2490000	0	0	2490000	2.86	2490000	0	2490000	2.86	0	2.86	0	0.00	NA	NA	2490000	0	0	0



*[Handwritten signature]*

(d)	Banks	23	9830	0	0	9830	0.01	9830	0	9830	0.01	0	0.01	0	0.00	NA	NA	5625	0	0	0
(e)	Insurance Companies	1	4206760	0	0	4206760	4.84	4206760	0	4206760	4.84	0	4.84	0	0.00	NA	NA	4206760	4206760	0	0
	LIFE INSURANCE CORPORATION OF INDIA	1	4206760	0	0	4206760	4.84	4206760	0	4206760	4.84	0	4.84	0	0.00	NA	NA	4206760	4206760	0	0
(f)	Provident Funds/Pension Funds	0	0	0	0	0	0.00	0	0	0	0.00	0	0.00	0	0.00	NA	NA	0	0	0	0
(g)	Asset Reconstruction Companies	0	0	0	0	0	0.00	0	0	0	0.00	0	0.00	0	0.00	NA	NA	0	0	0	0
(h)	Sovereign Wealth Funds	0	0	0	0	0	0.00	0	0	0	0.00	0	0.00	0	0.00	NA	NA	0	0	0	0
(i)	NBFC Registered with RBI	1	4077132	0	0	4077132	4.69	4077132	0	4077132	4.69	0	4.69	0	0.00	NA	NA	4077132	0	0	0
	H B PORTFOLIO LIMITED	1	4077132	0	0	4077132	4.69	4077132	0	4077132	4.69	0	4.69	0	0.00	NA	NA	4077132	0	0	0
(j)	Other Financial Insitutions	2	1050	0	0	1050	0.00	1050	0	1050	0.00	0	0.00	0	0.00	NA	NA	0	0	0	0
(k)	Any Other	0	0	0	0	0	0	0	0	0	0	0	0	0	0	NA	NA	0	0	0	0
	<b>Sub Total (B)(1)</b>	<b>32</b>	<b>10909743</b>	<b>0</b>	<b>0</b>	<b>10909743</b>	<b>12.54</b>	<b>10909743</b>	<b>0</b>	<b>10909743</b>	<b>12.54</b>	<b>0</b>	<b>12.54</b>	<b>0</b>	<b>0.00</b>	<b>NA</b>	<b>NA</b>	<b>10904238</b>	<b>4206760</b>	<b>0</b>	<b>0</b>
(2)	Institutions (Foreign)																				
(a)	Foreign Direct Investment	0	0	0	0	0	0.00	0	0	0	0.00	0	0.00	0	0.00	NA	NA	0	0	0	0
(b)	Foreign Venture Capital	0	0	0	0	0	0.00	0	0	0	0.00	0	0.00	0	0.00	NA	NA	0	0	0	0
(c)	Sovereign Wealth Funds	0	0	0	0	0	0.00	0	0	0	0.00	0	0.00	0	0.00	NA	NA	0	0	0	0
(d)	Foreign Portfolio Investors Category I	48	1745632	0	0	1745632	2.01	1745632	0	1745632	2.01	0	2.01	0	0.00	NA	NA	1745632	0	0	0
(e)	Foreign Portfolio Investors Category II	0	0	0	0	0	0.00	0	0	0	0.00	0	0.00	0	0.00	NA	NA	0	0	0	0
(f)	Overseas Depositories (holding DRs) (balancing figure)	0	0	0	0	0	0.00	0	0	0	0.00	0	0.00	0	0.00	NA	NA	0	0	0	0
(g)	Any Other	0	0	0	0	0	0	0	0	0	0	0	0	0	0	NA	NA	0	0	0	0
	BANKS	0	0	0	0	0	0.00	0	0	0	0.00	0	0.00	0	0.00	NA	NA	0	0	0	0
	<b>Sub Total (B)(2)</b>	<b>48</b>	<b>1745632</b>	<b>0</b>	<b>0</b>	<b>1745632</b>	<b>2.01</b>	<b>1745632</b>	<b>0</b>	<b>1745632</b>	<b>2.01</b>	<b>0</b>	<b>2.01</b>	<b>0</b>	<b>0.00</b>	<b>NA</b>	<b>NA</b>	<b>1745632</b>	<b>0</b>	<b>0</b>	<b>0</b>



(3)	Central Government/State Government(s)/President of India	0	0	0	0	0	0	0	0	0	0	0	0	0	0	0	0	0	0	0	0	0	
(a)	Central Government / President of India	0	0	0	0	0	0.00	0	0	0	0.00	0	0.00	0	0.00	0	0.00	NA	NA	0	0	0	0
(b)	State Government / Governor	0	0	0	0	0	0.00	0	0	0	0.00	0	0.00	0	0.00	0	0.00	NA	NA	0	0	0	0
(c)	Shareholding by Companies or Bodies Corporate where Central / State Government is a promoter	0	0	0	0	0	0.00	0	0	0	0.00	0	0.00	0	0.00	0	0.00	NA	NA	0	0	0	0
	<b>Sub Total (B)(3)</b>	<b>0</b>	<b>0</b>	<b>0</b>	<b>0</b>	<b>0</b>	<b>0.00</b>	<b>0</b>	<b>0</b>	<b>0</b>	<b>0.00</b>	<b>0</b>	<b>0.00</b>	<b>0</b>	<b>0.00</b>	<b>0</b>	<b>0.00</b>	<b>NA</b>	<b>NA</b>	<b>0</b>	<b>0</b>	<b>0</b>	<b>0</b>
(4)	Non-Institutions																						
(a)	Associate companies / Subsidiaries	0	0	0	0	0	0.00	0	0	0	0.00	0	0.00	0	0.00	0	0.00	NA	NA	0	0	0	0
(b)	Directors and their relatives (excluding independent directors and nominee directors)	1	2500	0	0	2500	0.00	2500	0	2500	0.00	0	0.00	0	0.00	0	0.00	NA	NA	2500	0	0	0
(c)	Key Managerial Personnel	0	0	0	0	0	0.00	0	0	0	0.00	0	0.00	0	0.00	0	0.00	NA	NA	0	0	0	0
(d)	Relatives of promoters (other than 'immediate relatives' of promoters disclosed under 'Promoter and Promoter Group' category)	0	0	0	0	0	0.00	0	0	0	0.00	0	0.00	0	0.00	0	0.00	NA	NA	0	0	0	0
(e)	Trusts where any person belonging to 'Promoter and Promoter Group' category is 'trustee', 'beneficiary', or 'author of the trust'	0	0	0	0	0	0.00	0	0	0	0.00	0	0.00	0	0.00	0	0.00	NA	NA	0	0	0	0



(f)	Investor Education and Protection Fund (IEPF)	1	2721700	0	0	2721700	3.13	2721700	0	2721700	3.13	0	3.13	0	0.00	NA	NA	2721700	0	0	0
	INVESTOR EDUCATION AND PROTECTION FUND AUTHORITY M	1	2721700	0	0	2721700	3.13	2721700	0	2721700	3.13	0	3.13	0	0.00	NA	NA	2721700	0	0	0
(g)	Resident Individuals holding nominal share capital up to Rs. 2 lakhs	59547	19324376	0	0	19324376	22.21	19324376	0	19324376	22.21	0	22.21	0	0.00	NA	NA	1,79,71,116	0	0	0
(h)	Resident Individuals holding nominal share capital in excess of Rs. 2 lakhs	14	3467041	0	0	3467041	3.99	3467041	0	3467041	3.99	0	3.99	0	0.00	NA	NA	3467041	0	0	0
(i)	Non Resident Indians (NRIs)	1080	801942	0	0	801942	0.92	801942	0	801942	0.92	0	0.92	0	0.00	NA	NA	801942	0	0	0
(j)	Foreign Nationals	1	450	0	0	450	0.00	450	0	450	0.00	0	0.00	0	0.00	NA	NA	450	0	0	0
(k)	Foreign Companies)	0	0	0	0	0	0.00	0	0	0	0.00	0	0.00	0	0.00	NA	NA	0	0	0	0
(l)	Bodies Corporate	359	2965752	0	0	2965752	3.41	2965752	0	2965752	3.41	0	3.41	0	0.00	NA	NA	29,49,187	0	0	0
	ASIAN MARKETS SECURITIES PVT LTD.	1	877500	0	0	877500	1.01	877500	0	877500	1.01	0	1.01	0	0.00	NA	NA	877500	0	0	0
(m)	Any Other																				
	H U F	813	1345369	0	0	1345369	1.55	1345369	0	1345369	1.55	0	1.55	0	0.00	NA	NA	1345369	0	0	0
	TRUSTS	7	117565	0	0	117565	0.14	117565	0	117565	0.14	0	0.14	0	0.00	NA	NA	117565	0	0	0
	<b>Sub Total (B){4}</b>	<b>61823</b>	<b>30746695</b>	<b>0</b>	<b>0</b>	<b>30746695</b>	<b>35.34</b>	<b>30746695</b>	<b>0</b>	<b>30746695</b>	<b>35.34</b>	<b>0</b>	<b>35.34</b>	<b>0</b>	<b>0.00</b>			<b>29376870</b>			
	<b>Total Public Shareholding (B) = (B){1}+(B){2}+(B){3}+(B){4}</b>	<b>61903</b>	<b>43402070</b>	<b>0</b>	<b>0</b>	<b>43402070</b>	<b>49.89</b>	<b>43402070</b>	<b>0</b>	<b>43402070</b>	<b>49.89</b>	<b>0</b>	<b>49.89</b>	<b>0</b>	<b>0.00</b>			<b>42026740</b>	<b>4206760</b>	<b>0</b>	<b>0</b>

Details of Shares which remain unclaimed may be given hear along with details such as number of shareholders, outstanding shares held in demat/unclaimed suspense

No. of shareholders	No. of Shares
200	12200



*[Handwritten signature]*

Table IV - Statement showing shareholding pattern of the Non Promoter - Non Public Shareholder

Category	Category & Name of the Shareholder	PAN	No of Shareholders	No of fully paid up equity shares held	No of Partly paid-up equity shares held	No of Shares Underlying Depository Receipts	Total No of Shares Held (IV+V+VI)	Shareholding as a % of total no of shares (A+B+C2)	Number of Voting Rights held in each class of securities			No of Shares Underlying Outstanding convertible securities (Including Warrants)	Shareholding as a % assuming full conversion of convertible Securities (as a percentage of diluted share capital)	Number of Locked in Shares		Number of Shares pledged or otherwise encumbered		Number of equity shares held in dematerialized form	
									No of Voting Rights		Total as a % of (A+B+C)			No.	As a % of total Shares held	No.	As a % of total Shares		
									Class X	Class Y									Total
	(I)	(II)	(III)	(IV)	(V)	(VI)	(VII)	(VIII)	(IX)			(X)	(XI)	(XII)		(XIII)	(XIV)		
(1)	Custodian/DR Holder		0	0	0	0	0	0.00	0	0	0	0.00	0	0.00	0	0.00	NA	NA	0
(2)	Employee Benefit Trust (under SEBI(Share based Employee Benefit Regulations 2014)		0	0	0	0	0	0.00	0	0	0	0.00	0	0.00	0	0.00	NA	NA	0
	<b>Total Non-Promoter-Non Public Shareholding (C) = (C)(1)+(C)(2)</b>		<b>0</b>	<b>0</b>	<b>0</b>	<b>0</b>	<b>0</b>	<b>0.00</b>	<b>0</b>	<b>0</b>	<b>0</b>	<b>0.00</b>	<b>0</b>	<b>0.00</b>	<b>0</b>	<b>0.00</b>			<b>0</b>



*Handwritten signature*

<b>Table VI - Statement showing foreign ownership limits</b>		
	<b>Board approved limits</b>	<b>Limits utilized</b>
As on shareholding date	100	
As on the end of previous 1st quarter	100	2.7
As on the end of previous 2nd quarter	100	1.39
As on the end of previous 3rd quarter	100	1.33
As on the end of previous 4th quarter	100	1.13

*Handwritten initials*



**DCM SHRIRAM INTERNATIONAL LIMITED  
PRE-SCHEME SHAREHOLDING PATTERN  
WITHOUT PAN**

Name of Listed Entity: **DCM SHRIRAM INTERNATIONAL LIMITED**

Scrip Code/Name of Scrip/Class of Security: **NA/ Equity Shares (unlisted)**

Share Holding Pattern Filed under: Reg. 31(1)(a)/Reg.31(1)(b)/Reg.31(1)(c)

a. if under 31(1)(b) then indicate the report for quarter ending

b. if under 31(1)(c) then indicate date of allotment/extinguishment

**This is the Pre-Scheme shareholding pattern as per the requirements of Stock Exchanges prescribed in accordance with SEBI Master Circular dated 20th June, 2023 relating to Scheme of Arrangement by Listed entities. This shareholding pattern is based on the shareholding data as on 05th April, 2024**

\*Declaration : The Listed entity is required to submit the following declaration to the extent of submission of information:

Sr. No.	Particular	Yes/No	Promoter and Promoter Group	Public shareholder	Non Promoter-Non Public
1	Whether the Listed Entity has issued any partly paid up shares?	N/A	-	-	-
2	Whether the Listed Entity has issued any Convertible Securities ?	N/A	-	-	-
3	Whether the Listed Entity has issued any Warrants ?	N/A	-	-	-
4	Whether the Listed Entity has any shares against which depository receipts are issued?	N/A	-	-	-
5	Whether the Listed Entity has any shares in locked-in?	N/A	-	-	-
6	Whether any shares held by promoters are pledge or otherwise encumbered?	N/A	-	-	-
7	Whether company has equity shares with differential voting rights?	N/A	-	-	-
8	Whether the listed entity has any significant beneficial owner?	N/A	-	-	-


\* Not Applicable as unlisted company.





Table I - Summary Statement holding of specified securities


Category	Category of Shareholder	No of Share holders	No of fully paid up equity shares held	No of Partly paid-up equity shares held	No of Shares Underlying Depository Receipts	Total No of Shares Held (VII) = (IV)+(V) +(VI)	Shareholding as a % of total no of shares (As a % of (A+B+C2))	Number of Voting Rights held in each class of securities			No of Shares Underlying Outstanding convertible securities (Including Warrants)	Shareholding as a % assuming full conversion of convertible Securities (as a percentage of diluted share capital)	Number of Locked in Shares		Number of Shares pledged or otherwise encumbered		Number of equity shares held in dematerialized form	Sub-categorization of shares			
								No of Voting Rights		Total as a % of (A+B+C)			No.	As a % of total Shares held	No.	As a % of total Shares held		Shareholding (No. of shares) under			
								Class X	Class Y									Total	Sub category (i)	Sub category (ii)	Sub category (iii)
(I)	(II)	(III)	(IV)	(V)	(VI)	(VII)	(VIII)	(IX)			(X)	(XI)	(XII)		(XIII)		(XIV)				
(A)	Promoter & Promoter Group	7	50,000	0	0	50,000	100.00	50,000	0	50,000	100.00	0	100.00	0	0.00	0	0.00	49,994	0	0	0
(B)	Public	0	0	0	0	0	0.00	0	0	0	0.00	0	0.00	0	0.00	0	0	0	0	0	0
(C)	Non Promoter-Non Public	0	0	0	0	0	0	0	0	0	0	0	0	0	0	0	0	0	0	0	0
(C1)	Shares underlying DRs	0	0	0	0	0	0	0	0	0	0.00	0	0	0	0.00	0	0	0	0	0	0
(C2)	Shares held by Employes Trusts	0	0	0	0	0	0.00	0	0	0	0.00	0	0.00	0	0.00	0	0.00	0	0	0	0
	<b>Total:</b>	<b>7</b>	<b>50000</b>	<b>0</b>	<b>0</b>	<b>50000</b>	<b>100.00</b>	<b>50000</b>	<b>0</b>	<b>50000</b>	<b>100.00</b>	<b>0</b>	<b>100.00</b>	<b>0</b>	<b>0.00</b>	<b>0</b>	<b>0.00</b>	<b>49994</b>	<b>0</b>	<b>0</b>	<b>0</b>



*[Handwritten signature]*

Table II - Statement showing shareholding pattern of the Promoter and Promoter Group

Category	Category & Name of the Shareholder	PAN	No of Share holders	No of fully paid up equity shares held	No of Partly paid-up equity shares held	No of Shares Underlying Depository Receipts	Total No of Shares Held (IV+V+VI)	Shareholding as a % of total no of shares (calculated as per SCRR, 1957 (VIII) As a % of (A+B+C2)	Number of Voting Rights held in each class of securities			No of Shares Underlying Outstanding convertible securities (Including Warrants)	Shareholding as a % assuming full conversion of convertible Securities (as a percentage of diluted share capital) (VII)+(X) As a % of (A+B+C2)	Number of Locked in Shares		Number of Shares pledged or otherwise encumbered		Number of equity shares held in dematerialized form	
									No of Voting Rights	Total as a % of (A+B+C)				No.	As a % of total Shares held	No.	As a % of total Shares held		
									Class X	Class Y	Total								
	(I)	(II)	(III)	(IV)	(V)	(VI)	(VII)	(VIII)	(IX)			(X)	(XI)	(XII)		(XIII)		(XIV)	
(1)	Indian																		
(a)	Individuals/Hindu undivided Family		6	6	0	0	6	0.00	6	0	6	0.00	0	0.00	0	0.00	0	0.00	0
	ALOK BANSIDHAR SHRIRAM		1	1	0	0	1	0.00	1	0	1	0.00	0	0.00	0	0.00	0	0.00	0



*[Handwritten signature]*

	KARUNA SHRIRAM		1	1	0	0	1	0.00	1	0	1	0.00	0	0.00	0	0.00	0	0.00	0
	KANIKA SHRIRAM		1	1	0	0	1	0.00	1	0	1	0.00	0	0.00	0	0.00	0	0.00	0
	RUDRA SHRIRAM		1	1	0	0	1	0.00	1	0	1	0.00	0	0.00	0	0.00	0	0.00	0
	SUNIL KUMAR CHOWDHARY		1	1	0	0	1	0.00	1	0	1	0.00	0	0.00	0	0.00	0	0.00	0
	SUSHIL KUMAR JAIN		1	1	0	0	1	0.00	1	0	1	0.00	0	0.00	0	0.00	0	0.00	0
(b)	<b>Central Government/State Government(s)</b>		0	0	0	0	0	0.00	0	0	0	0.00	0	0.00	0	0.00	0	0.00	0
(c)	<b>Financial Institutions/Banks</b>		0	0	0	0	0	0.00	0	0	0	0.00	0	0.00	0	0.00	0	0.00	0
(d)	<b>Any Other</b>		1	49994	0	0	49994	0.05	49994	0	49994	100.00	0	100.00	0	0.00	0	0.00	49994
	<b>DCM Shriram Industries Limited</b>		1	49994	0	0	49994	0.05	49994	0	49994	100.00	0	100.00	0	0.00	0	0.00	49994
	<b>Sub-Total (A)(1)</b>		<b>7</b>	<b>50000</b>	<b>0</b>	<b>0</b>	<b>50000</b>	<b>0.05</b>	<b>50000</b>	<b>0</b>	<b>50000</b>	<b>100.00</b>	<b>0</b>	<b>100.00</b>	<b>0</b>	<b>0.00</b>	<b>0</b>	<b>0.00</b>	<b>50000</b>
(2)	Foreign		0	0	0	0	0	0	0	0	0	0	0	0	0	0	0	0	0
(a)	Individuals (Non-Resident Individuals/ Foreign Individuals)		0	0	0	0	0	0.00	0	0	0	0.00	0	0.00	0	0.00	0	0.00	0
(b)	Government		0	0	0	0	0	0.00	0	0	0	0.00	0	0.00	0	0.00	0	0.00	0
(c)	Institutions		0	0	0	0	0	0.00	0	0	0	0.00	0	0.00	0	0.00	0	0.00	0
(d)	Foreign Portfolio Investor		0	0	0	0	0	0.00	0	0	0	0.00	0	0.00	0	0.00	0	0.00	0
(e)	Any Other		0	0	0	0	0	0.00	0	0	0	0.00	0	0.00	0	0.00	0	0.00	0
	<b>Sub-Total (A)(2)</b>		<b>0</b>	<b>0</b>	<b>0</b>	<b>0</b>	<b>0</b>	<b>0.00</b>	<b>0</b>	<b>0</b>	<b>0</b>	<b>0.00</b>	<b>0</b>	<b>0.00</b>	<b>0</b>	<b>0.00</b>	<b>0</b>	<b>0.00</b>	<b>0</b>
	<b>Total Shareholding of Promoter and Promoter Group (A)=(A)(1)+(A)(2)</b>		<b>7</b>	<b>50000</b>	<b>0</b>	<b>0</b>	<b>50000</b>	<b>0.05</b>	<b>50000</b>	<b>0</b>	<b>50000</b>	<b>100.00</b>	<b>0</b>	<b>100.00</b>	<b>0</b>	<b>0.00</b>	<b>0</b>	<b>0.00</b>	<b>50000</b>



*Handwritten signature/initials*

**Table III - Statement showing shareholding pattern of the Public shareholder**

Category	Category & Name of the Shareholder	PAN	No of Share holder s	No of fully paid up equity shares held	No of Partly paid-up equity shares held	No of Shares Underlying Depository Receipt s	Total No of Shares Held (IV+V+ VI)	Shareholding as a % of total no of shares (A+B+C 2)	Number of Voting Rights held in each class of securities			No of Shares Underlying Outstanding convertible securities (Including Warrants )	Shareholding as a % assumin g full convers ion of convertible Securities (as a percent age of diluted share capital)	Number of Locked in Shares		Number of Shares pledged or otherwise encumbered		Number of equity shares held in dematerialized form	Sub-categorization of shares				
									No.	As a % of total Shares held	No.			As a % of total Shares held	No. of Voting Rights	Total as a % of (A+B+C )	No.		As a % of total Shares held	Shareholding (No. of shares) under			
																				Class X	Class Y	Total	Sub category (i)
	(I)	(II)	(III)	(IV)	(V)	(VI)	(VII)	(VIII)	(IX)			(X)	(XI)	(XII)		(XIII)		(XIV)					
(1)	Institutions (Domestic)																						
(a)	Mutual Funds		0	0	0	0	0	0.00	0	0	0	0.00	0	0.00	0	0.00	NA	NA	0	0	0	0	0
(b)	Venture Capital Funds		0	0	0	0	0	0.00	0	0	0	0.00	0	0.00	0	0.00	NA	NA	0	0	0	0	0
(c)	Alternate Investment Funds		0	0	0	0	0	0.00	0	0	0	0.00	0	0.00	0	0.00	NA	NA	0	0	0	0	0
(d)	Banks		0	0	0	0	0	0.00	0	0	0	0.00	0	0.00	0	0.00	NA	NA	0	0	0	0	0
(e)	Insurance Companies		0	0	0	0	0	0.00	0	0	0	0.00	0	0.00	0	0.00	NA	NA	0	0	0	0	0
(f)	Provident Funds/Pension Funds		0	0	0	0	0	0.00	0	0	0	0.00	0	0.00	0	0.00	NA	NA	0	0	0	0	0



*Handwritten signature or initials*

(g)	Asset Reconstruction Companies		0	0	0	0	0	0.00	0	0	0	0.00	0	0.00	0	0.00	NA	NA	0	0	0	0
(h)	Sovereign Wealth Funds		0	0	0	0	0	0.00	0	0	0	0.00	0	0.00	0	0.00	NA	NA	0	0	0	0
(i)	NBFC Registered with RBI		0	0	0	0	0	0.00	0	0	0	0.00	0	0.00	0	0.00	NA	NA	0	0	0	0
(j)	Other Financial Insutitions		0	0	0	0	0	0.00	0	0	0	0.00	0	0.00	0	0.00	NA	NA	0	0	0	0
(k)	Any Other		0	0	0	0	0	0	0	0	0	0	0	0	0	0	NA	NA	0	0	0	0
	<b>Sub Total (B)(1)</b>		<b>0</b>	<b>0</b>	<b>0</b>	<b>0</b>	<b>0</b>	<b>0.00</b>	<b>0</b>	<b>0</b>	<b>0</b>	<b>0.00</b>	<b>0</b>	<b>0.00</b>	<b>0</b>	<b>0.00</b>	<b>NA</b>	<b>NA</b>	<b>0</b>	<b>0</b>	<b>0</b>	<b>0</b>
(2)	Institutions (Foreign)		0	0	0	0	0	0	0	0	0	0	0	0	0	0	NA	NA	0	0	0	0
(a)	Foreign Direct Investment		0	0	0	0	0	0.00	0	0	0	0.00	0	0.00	0	0.00	NA	NA	0	0	0	0
(b)	Foreign Venture Capital		0	0	0	0	0	0.00	0	0	0	0.00	0	0.00	0	0.00	NA	NA	0	0	0	0
(c)	Sovereign Wealth Funds		0	0	0	0	0	0.00	0	0	0	0.00	0	0.00	0	0.00	NA	NA	0	0	0	0
(d)	Foreign Portfolio Investors Category I		0	0	0	0	0	0.00	0	0	0	0.00	0	0.00	0	0.00	NA	NA	0	0	0	0
(e)	Foreign Portfolio Investors Category II		0	0	0	0	0	0.00	0	0	0	0.00	0	0.00	0	0.00	NA	NA	0	0	0	0
(f)	Overseas Depositories (holding DRs) (balancing figure)		0	0	0	0	0	0.00	0	0	0	0.00	0	0.00	0	0.00	NA	NA	0	0	0	0
(g)	Any Other		0	0	0	0	0	0.00	0	0	0	0.00	0	0.00	0	0.00	NA	NA	0	0	0	0
	BANKS		0	0	0	0	0	0.00	0	0	0	0.00	0	0.00	0	0.00	NA	NA	0	0	0	0
	<b>Sub Total (B)(2)</b>		<b>0</b>	<b>0</b>	<b>0</b>	<b>0</b>	<b>0</b>	<b>0.00</b>	<b>0</b>	<b>0</b>	<b>0</b>	<b>0.00</b>	<b>0</b>	<b>0.00</b>	<b>0</b>	<b>0.00</b>	<b>NA</b>	<b>NA</b>	<b>0</b>	<b>0</b>	<b>0</b>	<b>0</b>
(3)	Central Government/State Government(s)/President of India		0	0	0	0	0	0	0	0	0	0	0	0	0	0			0	0	0	0
(a)	Central Government / President of India		0	0	0	0	0	0.00	0	0	0	0.00	0	0.00	0	0.00	NA	NA	0	0	0	0
(b)	State Government / Governor		0	0	0	0	0	0.00	0	0	0	0.00	0	0.00	0	0.00	NA	NA	0	0	0	0
(c)	Shareholding by Companies or Bodies Corporate where Central / State Government is a promoter		0	0	0	0	0	0.00	0	0	0	0.00	0	0.00	0	0.00	NA	NA	0	0	0	0
	<b>Sub Total (B)(3)</b>		<b>0</b>	<b>0</b>	<b>0</b>	<b>0</b>	<b>0</b>	<b>0.00</b>	<b>0</b>	<b>0</b>	<b>0</b>	<b>0.00</b>	<b>0</b>	<b>0.00</b>	<b>0</b>	<b>0.00</b>	<b>NA</b>	<b>NA</b>	<b>0</b>	<b>0</b>	<b>0</b>	<b>0</b>
(4)	Non-Institutions		0	0	0	0	0	0	0	0	0	0	0	0	0	0	NA	NA	0	0	0	0
(a)	Associate companies / Subsidiaries		0	0	0	0	0	0.00	0	0	0	0.00	0	0.00	0	0.00	NA	NA	0	0	0	0



(b)	Directors and their relatives (excluding independent directors and nominee directors)	0	0	0	0	0	0.00	0	0	0	0.00	0	0.00	0	0.00	NA	NA	0	0	0	0
(c)	Key Managerial Personnel	0	0	0	0	0	0.00	0	0	0	0.00	0	0.00	0	0.00	NA	NA	0	0	0	0
(d)	Relatives of promoters (other than 'immediate relatives' of promoters disclosed under 'Promoter and Promoter Group' category)	0	0	0	0	0	0.00	0	0	0	0.00	0	0.00	0	0.00	NA	NA	0	0	0	0
(e)	Trusts where any person belonging to 'Promoter and Promoter Group' category is 'trustee', 'beneficiary', or 'author of the trust'	0	0	0	0	0	0.00	0	0	0	0.00	0	0.00	0	0.00	NA	NA	0	0	0	0
(f)	Investor Education and Protection Fund (IEPF)	0	0	0	0	0	0.00	0	0	0	0.00	0	0.00	0	0.00	NA	NA	0	0	0	0
(g)	Resident Individuals holding nominal share capital up to Rs. 2 lakhs	0	0	0	0	0	0.00	0	0	0	0.00	0	0.00	0	0.00	NA	NA	0	0	0	0
(h)	Resident Individuals holding nominal share capital in excess of Rs. 2 lakhs	0	0	0	0	0	0.00	0	0	0	0.00	0	0.00	0	0.00	NA	NA	0	0	0	0
(i)	Non Resident Indians (NRIs)	0	0	0	0	0	0.00	0	0	0	0.00	0	0.00	0	0.00	NA	NA	0	0	0	0
(j)	Foreign Nationals	0	0	0	0	0	0.00	0	0	0	0.00	0	0.00	0	0.00	NA	NA	0	0	0	0
(k)	Foreign Companies)	0	0	0	0	0	0.00	0	0	0	0.00	0	0.00	0	0.00	NA	NA	0	0	0	0
(l)	Bodies Corporate	0	0	0	0	0	0.00	0	0	0	0.00	0	0.00	0	0.00	NA	NA	0	0	0	0
(m)	Any Other	0	0	0	0	0	0	0	0	0	0	0	0	0	0	NA	NA	0	0	0	0
	H U F	0	0	0	0	0	0.00	0	0	0	0.00	0	0.00	0	0.00	NA	NA	0	0	0	0
	TRUSTS	0	0	0	0	0	0.00	0	0	0	0.00	0	0.00	0	0.00	NA	NA	0	0	0	0
	<b>Sub Total (B)(4)</b>	<b>0</b>	<b>0</b>	<b>0</b>	<b>0</b>	<b>0</b>	<b>0.00</b>	<b>0</b>	<b>0</b>	<b>0</b>	<b>0.00</b>	<b>0</b>	<b>0.00</b>	<b>0</b>	<b>0.00</b>	<b>NA</b>	<b>NA</b>	<b>0</b>	<b>0</b>	<b>0</b>	<b>0</b>
	<b>Total Public Shareholding (B) = (B)(1)+(B)(2)+(B)(3)+(B)(4)</b>	<b>0</b>	<b>0</b>	<b>0</b>	<b>0</b>	<b>0</b>	<b>0.00</b>	<b>0</b>	<b>0</b>	<b>0</b>	<b>0.00</b>	<b>0</b>	<b>0.00</b>	<b>0</b>	<b>0.00</b>	<b>NA</b>	<b>NA</b>	<b>0</b>	<b>0</b>	<b>0</b>	<b>0</b>



Handwritten signature or initials.

**Table IV - Statement showing shareholding pattern of the Non Promoter - Non Public Shareholder**

Category	Category & Name of the Shareholder	PAN	No of Shareholders	No of fully paid up equity shares held	No of Partly paid-up equity shares held	No of Shares Underlying Depository Receipts	Total No of Shares Held (IV+V+VI)	Shareholding as a % of total no of shares (A+B+C2)	Number of Voting Rights held in each class of securities			No of Shares Underlying Outstanding convertible securities (Including Warrants)	Shareholding as a % assuming full conversion of convertible Securities (as a percentage of diluted share capital)	Number of Locked in Shares		Number of Shares pledged or otherwise encumbered		Number of equity shares held in dematerialized form	
									No of Voting Rights	Total as a % of (A+B+C)	No.			As a % of total Shares held	No.	As a % of total Shares held			
																	Class X		Class Y
(I)	(II)	(III)	(IV)	(V)	(VI)	(VII)	(VIII)	(IX)			(X)	(XI)	(XII)		(XIII)		(XIV)		
(1)	Custodian/DR Holder		0	0	0	0	0	0.00	0	0	0	0.00	0	0.00	0	0.00	NA	NA	0
(2)	Employee Benefit Trust (under SEBI(Share based Employee Benefit) Regulations 2014)		0	0	0	0	0	0.00	0	0	0	0.00	0	0.00	0	0.00	NA	NA	0
	<b>Total Non-Promoter-Non Public Shareholding (C) = (C)(1)+(C)(2)</b>		<b>0</b>	<b>0</b>	<b>0</b>	<b>0</b>	<b>0</b>	<b>0.00</b>	<b>0</b>	<b>0</b>	<b>0</b>	<b>0.00</b>	<b>0</b>	<b>0.00</b>	<b>0</b>	<b>0.00</b>			<b>0</b>



*Handwritten signature*

Table VI - Statement showing foreign ownership limits		
	Board approved limits	Limits utilized
As on shareholding date	0	0
As on the end of previous 1st quarter	0	0
As on the end of previous 2nd quarter	0	0
As on the end of previous 3rd quarter	0	0
As on the end of previous 4th quarter	0	0

25





**DCM SHRIRAM INTERNATIONAL LIMITED  
POST-SCHEME SHAREHOLDING PATTERN  
WITHOUT PAN**

Name of Listed Entity: **DCM SHRIRAM INTERNATIONAL LTD**

Scrip Code/Name of Scrip/Class of Security: **BSE \_\_\_\_\_ NSE \_\_\_\_\_**

Share Holding Pattern Filed under: Reg. 31(1)(a)/Reg.31(1)(b)/Reg.31(1)(c)

a. if under 31(1)(b) then indicate the report for quarter ending

b. if under 31(1)(c) then indicate date of allotment/extinguishment

**This is the Post Scheme shareholding pattern filed as per the requirements of Stock Exchanges prescribed in accordance with SEBI Master Circular dated 20th June, 2023 relating to Scheme of Arrangement by Listed entities.**

Declaration : The Listed entity is required to submit the following declaration to the extent of submission of information:

Sr. No.	Particular	Yes/No	Promoter and Promoter Group	Public shareholder	Non Promoter-Non Public
1	Whether the Listed Entity has issued any partly paid up shares?	No	No	No	No
2	Whether the Listed Entity has issued any Convertible Securities ?	No	No	No	No
3	Whether the Listed Entity has issued any Warrants ?	No	No	No	No
4	Whether the Listed Entity has any shares against which depository receipts are issued?	No	No	No	No
5	Whether the Listed Entity has any shares in locked-in?	No	No	No	No
6	Whether any shares held by promoters are pledge or otherwise encumbered?	No	No	No	No
7	Whether company has equity shares with differential voting rights?	No	No	No	No
8	Whether the listed entity has any significant beneficial owner?	Yes	Yes	No	No



*Handwritten signature*

Table I - Summary Statement holding of specified securities

Category	Category of Shareholder	No of Share holders	No of fully paid up equity shares held	No of Partly paid-up equity	No of Shares Underlying Depos	Total No of Shares Held (VII) = (IV)+(V)+(VI)	Shareholding as a % of total no of	Number of Voting Rights held in each class of securities			No of Shares Underlying Outstanding	Shareholding as a % assuming full conversion	Number of Locked in Shares		Number of Shares pledged or otherwise		Number of equity shares held in dematerialized form	Sub-categorization of shares			
								No of Voting Rights		Total as a % of (A+B+C)			No	As a % of total Shares held	No	As a % of total Shares		Shareholding (No. of shares) under	Sub category (i)	Sub category (ii)	Sub category (iii)
								Class X	Class Y												
(I)	(II)	(III)	(IV)	(V)	(VI)	(VII)	(VIII)	(IX)			(X)	(XI)	(XII)		(XIII)	(XIV)					
(A)	Promoter & Promoter Group	16	4,35,90,115	0	0	4,35,90,115	50.11	4,35,90,115	0	4,35,90,115	50.11	0	50.11	0	0.00	0	0.00	4,35,90,115	0	0	0
(B)	Public	61903	4,34,02,070	0	0	4,34,02,070	49.89	4,34,02,070	0	4,34,02,070	49.89	0	49.89	0	0.00	NA	NA	4,20,26,740	4206760	0	0
(C)	Non Promoter-Non Public	0	0	0	0	0	0	0	0	0	0	0	0	0	NA	NA	0	0	0	0	
(C1)	Shares underlying DRs	0	0	0	0	0	NA	0	0	0	0.00	0	NA	0	0.00	NA	NA	0	0	0	0
(C2)	Shares held by Employes Trusts	0	0	0	0	0	0.00	0	0	0	0.00	0	0.00	0	0.00	NA	NA	0	0	0	0
	<b>Total:</b>	<b>61919</b>	<b>86992185</b>	<b>0</b>	<b>0</b>	<b>86992185</b>	<b>100.00</b>	<b>86992185</b>	<b>0</b>	<b>86992185</b>	<b>100.00</b>	<b>0</b>	<b>100.00</b>	<b>0</b>	<b>0.00</b>	<b>0</b>	<b>0.00</b>	<b>85616855</b>	<b>4206760</b>	<b>0</b>	<b>0</b>



*Handwritten signature*

Table II - Statement showing shareholding pattern of the Promoter and Promoter Group

Category	Category & Name of the Shareholder	No of Share holders	No of fully paid up equity shares held	No of Partly paid-up equity shares held	No of Shares Underlying Depository Receipts	Total No of Shares Held (IV+V+VI)	Shareholding as a % of total no of shares (calculated as per SCRR, 1957 (VIII) As a % of (A+B+C) 2	Number of Voting Rights held in each class of securities			No of Shares Underlying Outstanding convertible securities (Including Warrants)	Shareholding as a % assuming full conversion of convertible Securities (as a percentage of diluted share capital) (VII)+(X) As a % of (A+B+C2)	Number of Locked in Shares		Number of Shares pledged or otherwise encumbered		Number of equity shares held in dematerialized form	
								No of Voting Rights		Total as a % of (A+B+C)			No.	As a % of total Shares held	No.	As a % of total Shares		
								Class X	Class Y									Total
	(I)	(III)	(IV)	(V)	(VI)	(VII)	(VIII)	(IX)			(X)	(XI)	(XII)		(XIII)	(XIV)		
(1)	Indian																	
(a)	<b>Individuals/Hindu undivided Family</b>	<b>16</b>	<b>43590115</b>	<b>0</b>	<b>0</b>	<b>43590115</b>	<b>50.11</b>	<b>43590115</b>	<b>0</b>	<b>43590115</b>	<b>50.11</b>	<b>0</b>	<b>50.11</b>	<b>0</b>	<b>0.00</b>	<b>0</b>	<b>0.00</b>	<b>43590115</b>
	DIVYA SHRIRAM	1	3647854	0	0	3647854	4.19	3647854	0	3647854	4.19	0	4.19	0	0.00	0	0.00	3647854
	AKSHAY DHAR	1	1274060	0	0	1274060	1.46	1274060	0	1274060	1.46	0	1.46	0	0.00	0	0.00	1274060
	ADITI DHAR	1	1271313	0	0	1271313	1.46	1271313	0	1271313	1.46	0	1.46	0	0.00	0	0.00	1271313
	ALOK SHRIRAM KARTA: LALA BANSI DHAR & SONS	1	12028267	0	0	12028267	13.83	12028267	0	12028267	13.83	0	13.83	0	0.00	0	0.00	12028267
	SUMAN BANSI DHAR	1	1757160	0	0	1757160	2.02	1757160	0	1757160	2.02	0	2.02	0	0.00	0	0.00	1757160



*Handwritten signature*

	URVASHI TILAKDHAR	1	5889611	0	0	5889611	6.77	5889611	0	5889611	6.77	0	6.77	0	0.00	0	0.00	5889611
	KARUNA SHRIRAM	1	4138462	0	0	4138462	4.76	4138462	0	4138462	4.76	0	4.76	0	0.00	0	0.00	4138462
	MADHAV BANSIDHAR SHRIRAM	1	4349534	0	0	4349534	5.00	4349534	0	4349534	5.00	0	5.00	0	0.00	0	0.00	4349534
	ALOK BANSIDHAR SHRIRAM	1	2388944	0		2388944	2.75	2388944	0	2388944	2.75	0	2.75	0	0.00	0	0.00	2388944
	KANIKA SHRIRAM	1	1456332	0	0	1456332	1.67	1456332	0	1456332	1.67	0	1.67	0	0.00	0	0.00	1456332
	RUDRA SHRIRAM	1	958802	0	0	958802	1.10	958802	0	958802	1.10	0	1.10	0	0.00	0	0.00	958802
	AKSHAY DHAR KARTA: TILAKDHAR AND SONS HUF	1	508158	0	0	508158	0.58	508158	0	508158	0.58	0	0.58	0	0.00	0	0.00	508158
	UDAY SHRIRAM	1	936473	0	0	936473	1.08	936473	0	936473	1.08	0	1.08	0	0.00	0	0.00	936473
	ROHAN SHRIRAM	1	8438	0	0	8438	0.01	8438	0	8438	0.01	0	0.01	0	0.00	0	0.00	8438
	AKSHAY FOUNDATION	1	2976389	0	0	2976389	3.42	2976389	0	2976389	3.42	0	3.42	0	0.00	0	0.00	2976389
	SUSHIL KUMAR JAIN	1	318	0	0	318	0.00	318	0	318	0.00	0	0.00	0	0.00	0	0.00	318
(b)	<b>Central Government/State Government(s)</b>	0	0	0	0	0	0.00	0	0	0	0.00	0	0.00	0	0.00	0	0.00	0
(c)	<b>Financial Institutions/Banks</b>	0	0	0	0	0	0.00	0	0	0	0.00	0	0.00	0	0.00	0	0.00	0
(d)	<b>Any Other</b>	0	0	0	0	0	0.00	0	0	0	0.00	0	0.00	0	0.00	0	0.00	0
	<b>Sub-Total (A)(1)</b>	<b>16</b>	<b>43590115</b>	<b>0</b>	<b>0</b>	<b>43590115</b>	<b>50.11</b>	<b>43590115</b>	<b>0</b>	<b>43590115</b>	<b>50.11</b>	<b>0</b>	<b>50.11</b>	<b>0</b>	<b>0.00</b>	<b>0</b>	<b>0.00</b>	<b>43590115</b>
(2)	Foreign	0	0	0	0	0	0	0	0	0	0	0	0	0	0	0	0	0
(a)	Individuals (Non-Resident Individuals/ Foreign Individuals	0	0	0	0	0	0.00	0	0	0	0.00	0	0.00	0	0.00	0	0.00	0
(b)	Government	0	0	0	0	0	0.00	0	0	0	0.00	0	0.00	0	0.00	0	0.00	0
(c)	Institutions	0	0	0	0	0	0.00	0	0	0	0.00	0	0.00	0	0.00	0	0.00	0
(d)	Foreign Portfolio Investor	0	0	0	0	0	0.00	0	0	0	0.00	0	0.00	0	0.00	0	0.00	0
(e)	Any Other	0	0	0	0	0	0.00	0	0	0	0.00	0	0.00	0	0.00	0	0.00	0
	<b>Sub-Total (A)(2)</b>	<b>0</b>	<b>0</b>	<b>0</b>	<b>0</b>	<b>0</b>	<b>0.00</b>	<b>0</b>	<b>0</b>	<b>0</b>	<b>0.00</b>	<b>0</b>	<b>0.00</b>	<b>0</b>	<b>0.00</b>	<b>0</b>	<b>0.00</b>	<b>0</b>
	<b>Total Shareholding of Promoter and Promoter Group (A)=(A)(1)+(A)(2)</b>	<b>16</b>	<b>43590115</b>	<b>0</b>	<b>0</b>	<b>43590115</b>	<b>50.11</b>	<b>43590115</b>	<b>0</b>	<b>43590115</b>	<b>50.11</b>	<b>0</b>	<b>50.11</b>	<b>0</b>	<b>0.00</b>	<b>0</b>	<b>0.00</b>	<b>43590115</b>



*Handwritten signature*

Table III - Statement showing shareholding pattern of the Public shareholder

Category	Category & Name of the Shareholder	No of Share holders	No of fully paid up equity shares held	No of Partly paid-up equity shares held	No of Shares Underlying Depository Receipts	Total No of Shares Held (IV+V+VI)	Shareholding as a % of total no of shares (A+B+C 2)	Number of Voting Rights held in each class of securities			No of Shares Underlying Outstanding convertible securities (Including Warrants)	Shareholding as a % assuming full conversion of convertible Securities (as a percent age of diluted share capital)	Number of Locked in Shares		Number of Shares pledged or otherwise encumbered		Number of equity shares held in dematerialized form	Sub-categorization of shares			
								No. of Voting Rights	Total as a % of (A+B+C)	No.			As a % of total Shares held	No.	As a % of total Shares held	Shareholding (No. of shares) under		Sub category (i)	Sub category (ii)	Sub category (iii)	
																					Class X
	(I)	(III)	(IV)	(V)	(VI)	(VII)	(VIII)	(IX)			(X)	(XI)	(XII)	(XIII)		(XIV)					
(1)	Institutions (Domestic)																				
(a)	Mutual Funds	3	755	0	0	755	0.00	755	0	755	0.00	0	0.00	0	0.00	NA	NA	505	0	0	0
(b)	Venture Capital Funds	0	0	0	0	0	0.00	0	0	0	0.00	0	0.00	0	0.00	NA	NA	0	0	0	0
(c)	Alternate Investment Funds	2	2614216	0	0	2614216	3.01	2614216	0	2614216	3.01	0	3.01	0	0.00	NA	NA	2614216	0	0	0
	ABAKKUS EMERGING OPPORTUNITIES FUND-1	1	2490000	0	0	2490000	2.86	2490000	0	2490000	2.86	0	2.86	0	0.00	NA	NA	2490000	0	0	0



*[Handwritten signature]*

(d)	Banks	23	9830	0	0	9830	0.01	9830	0	9830	0.01	0	0.01	0	0.00	NA	NA	5625	0	0	0
(e)	Insurance Companies	1	4206760	0	0	4206760	4.84	4206760	0	4206760	4.84	0	4.84	0	0.00	NA	NA	4206760	4206760	0	0
	LIFE INSURANCE CORPORATION OF INDIA	1	4206760	0	0	4206760	4.84	4206760	0	4206760	4.84	0	4.84	0	0.00	NA	NA	4206760	4206760	0	0
(f)	Provident Funds/Pension Funds	0	0	0	0	0	0.00	0	0	0	0.00	0	0.00	0	0.00	NA	NA	0	0	0	0
(g)	Asset Reconstruction Companies	0	0	0	0	0	0.00	0	0	0	0.00	0	0.00	0	0.00	NA	NA	0	0	0	0
(h)	Sovereign Wealth Funds	0	0	0	0	0	0.00	0	0	0	0.00	0	0.00	0	0.00	NA	NA	0	0	0	0
(i)	NBFC Registered with RBI	1	4077132	0	0	4077132	4.69	4077132	0	4077132	4.69	0	4.69	0	0.00	NA	NA	4077132	0	0	0
	H B PORTFOLIO LIMITED	1	4077132	0	0	4077132	4.69	4077132	0	4077132	4.69	0	4.69	0	0.00	NA	NA	4077132	0	0	0
(j)	Other Financial Institutions	2	1050	0	0	1050	0.00	1050	0	1050	0.00	0	0.00	0	0.00	NA	NA	0	0	0	0
(k)	Any Other	0	0	0	0	0	0	0	0	0	0	0	0	0	0	NA	NA	0	0	0	0
	<b>Sub Total (B)(1)</b>	<b>32</b>	<b>10909743</b>	<b>0</b>	<b>0</b>	<b>10909743</b>	<b>12.54</b>	<b>10909743</b>	<b>0</b>	<b>10909743</b>	<b>12.54</b>	<b>0</b>	<b>12.54</b>	<b>0</b>	<b>0.00</b>	<b>NA</b>	<b>NA</b>	<b>10904238</b>	<b>4206760</b>	<b>0</b>	<b>0</b>
(2)	Institutions (Foreign)																				
(a)	Foreign Direct Investment	0	0	0	0	0	0.00	0	0	0	0.00	0	0.00	0	0.00	NA	NA	0	0	0	0
(b)	Foreign Venture Capital	0	0	0	0	0	0.00	0	0	0	0.00	0	0.00	0	0.00	NA	NA	0	0	0	0
(c)	Sovereign Wealth Funds	0	0	0	0	0	0.00	0	0	0	0.00	0	0.00	0	0.00	NA	NA	0	0	0	0
(d)	Foreign Portfolio Investors Category I	48	1745632	0	0	1745632	2.01	1745632	0	1745632	2.01	0	2.01	0	0.00	NA	NA	1745632	0	0	0
(e)	Foreign Portfolio Investors Category II	0	0	0	0	0	0.00	0	0	0	0.00	0	0.00	0	0.00	NA	NA	0	0	0	0
(f)	Overseas Depositories (holding DRs) (balancing figure)	0	0	0	0	0	0.00	0	0	0	0.00	0	0.00	0	0.00	NA	NA	0	0	0	0
(g)	Any Other	0	0	0	0	0	0	0	0	0	0	0	0	0	0	NA	NA	0	0	0	0
	BANKS	0	0	0	0	0	0.00	0	0	0	0.00	0	0.00	0	0.00	NA	NA	0	0	0	0
	<b>Sub Total (B)(2)</b>	<b>48</b>	<b>1745632</b>	<b>0</b>	<b>0</b>	<b>1745632</b>	<b>2.01</b>	<b>1745632</b>	<b>0</b>	<b>1745632</b>	<b>2.01</b>	<b>0</b>	<b>2.01</b>	<b>0</b>	<b>0.00</b>	<b>NA</b>	<b>NA</b>	<b>1745632</b>	<b>0</b>	<b>0</b>	<b>0</b>



*Handwritten signature or initials.*

(3)	Central Government/State Government(s)/President of India	0	0	0	0	0	0	0	0	0	0	0	0	0	0	0	0	0	0	0	0	0	
(a)	Central Government / President of India	0	0	0	0	0	0.00	0	0	0	0.00	0	0.00	0	0.00	0	0.00	NA	NA	0	0	0	0
(b)	State Government / Governor	0	0	0	0	0	0.00	0	0	0	0.00	0	0.00	0	0.00	0	0.00	NA	NA	0	0	0	0
(c)	Shareholding by Companies or Bodies Corporate where Central / State Government is a promoter	0	0	0	0	0	0.00	0	0	0	0.00	0	0.00	0	0.00	0	0.00	NA	NA	0	0	0	0
	<b>Sub Total (B)(3)</b>	<b>0</b>	<b>0</b>	<b>0</b>	<b>0</b>	<b>0</b>	<b>0.00</b>	<b>0</b>	<b>0</b>	<b>0</b>	<b>0.00</b>	<b>0</b>	<b>0.00</b>	<b>0</b>	<b>0.00</b>	<b>0</b>	<b>0.00</b>	<b>NA</b>	<b>NA</b>	<b>0</b>	<b>0</b>	<b>0</b>	<b>0</b>
(4)	Non-Institutions																						
(a)	Associate companies / Subsidiaries	0	0	0	0	0	0.00	0	0	0	0.00	0	0.00	0	0.00	0	0.00	NA	NA	0	0	0	0
(b)	Directors and their relatives (excluding independent directors and nominee directors)	1	2500	0	0	2500	0.00	2500	0	2500	0.00	0	0.00	0	0.00	0	0.00	NA	NA	2500	0	0	0
(c)	Key Managerial Personnel	0	0	0	0	0	0.00	0	0	0	0.00	0	0.00	0	0.00	0	0.00	NA	NA	0	0	0	0
(d)	Relatives of promoters (other than 'immediate relatives' of promoters disclosed under 'Promoter and Promoter Group' category)	0	0	0	0	0	0.00	0	0	0	0.00	0	0.00	0	0.00	0	0.00	NA	NA	0	0	0	0
(e)	Trusts where any person belonging to 'Promoter and Promoter Group' category is 'trustee', 'beneficiary', or 'author of the trust'	0	0	0	0	0	0.00	0	0	0	0.00	0	0.00	0	0.00	0	0.00	NA	NA	0	0	0	0



*[Handwritten signature]*

(f)	Investor Education and Protection Fund (IEPF)	1	2721700	0	0	2721700	3.13	2721700	0	2721700	3.13	0	3.13	0	0.00	NA	NA	2721700	0	0	0
	INVESTOR EDUCATION AND PROTECTION FUND AUTHORITY M	1	2721700	0	0	2721700	3.13	2721700	0	2721700	3.13	0	3.13	0	0.00	NA	NA	2721700	0	0	0
(g)	Resident Individuals holding nominal share capital up to Rs. 2 lakhs	59547	19324376	0	0	19324376	22.21	19324376	0	19324376	22.21	0	22.21	0	0.00	NA	NA	1,79,71,116	0	0	0
(h)	Resident Individuals holding nominal share capital in excess of Rs. 2 lakhs	14	3467041	0	0	3467041	3.99	3467041	0	3467041	3.99	0	3.99	0	0.00	NA	NA	3467041	0	0	0
(i)	Non Resident Indians (NRIs)	1080	801942	0	0	801942	0.92	801942	0	801942	0.92	0	0.92	0	0.00	NA	NA	801942	0	0	0
(j)	Foreign Nationals	1	450	0	0	450	0.00	450	0	450	0.00	0	0.00	0	0.00	NA	NA	450	0	0	0
(k)	Foreign Companies)	0	0	0	0	0	0.00	0	0	0	0.00	0	0.00	0	0.00	NA	NA	0	0	0	0
(l)	Bodies Corporate	359	2965752	0	0	2965752	3.41	2965752	0	2965752	3.41	0	3.41	0	0.00	NA	NA	29,49,187	0	0	0
	ASIAN MARKETS SECURITIES PVT LTD.	1	877500	0	0	877500	1.01	877500	0	877500	1.01	0	1.01	0	0.00	NA	NA	877500	0	0	0
(m)	Any Other																				
	H U F	813	1345369	0	0	1345369	1.55	1345369	0	1345369	1.55	0	1.55	0	0.00	NA	NA	1345369	0	0	0
	TRUSTS	7	117565	0	0	117565	0.14	117565	0	117565	0.14	0	0.14	0	0.00	NA	NA	117565	0	0	0
	<b>Sub Total (B)(4)</b>	<b>61823</b>	<b>30746695</b>	<b>0</b>	<b>0</b>	<b>30746695</b>	<b>35.34</b>	<b>30746695</b>	<b>0</b>	<b>30746695</b>	<b>35.34</b>	<b>0</b>	<b>35.34</b>	<b>0</b>	<b>0.00</b>			<b>29376870</b>			
	<b>Total Public Shareholding (B) = (B)(1)+(B)(2)+(B)(3)+(B)(4)</b>	<b>61903</b>	<b>43402070</b>	<b>0</b>	<b>0</b>	<b>43402070</b>	<b>49.89</b>	<b>43402070</b>	<b>0</b>	<b>43402070</b>	<b>49.89</b>	<b>0</b>	<b>49.89</b>	<b>0</b>	<b>0.00</b>			<b>42026740</b>	<b>4206760</b>	<b>0</b>	<b>0</b>

Details of Shares which remain unclaimed may be given hear along with details such as number of shareholders, outstanding shares held in demat/unclaimed suspense

No. of shareholders	No. of Shares
200	12200



*Handwritten signature*



**Table IV - Statement showing shareholding pattern of the Non Promoter - Non Public Shareholder**

Category	Category & Name of the Shareholder	PAN	No of Shareholders	No of fully paid up equity shares held	No of Partly paid-up equity shares held	No of Shares Underlying Depository Receipts	Total No of Shares Held (IV+V+VI)	Shareholding as a % of total no of shares (A+B+C2)	Number of Voting Rights held in each class of securities			No of Shares Underlying Outstanding convertible securities (Including Warrants)	Shareholding as a % assuming full conversion of convertible Securities (as a percentage of diluted share capital)	Number of Locked in Shares		Number of Shares pledged or otherwise encumbered		Number of equity shares held in dematerialized form	
									No of Voting Rights		Total as a % of (A+B+C)			No.	As a % of total Shares held	No.	As a % of total Shares		
									Class X	Class Y									Total
	(I)	(II)	(III)	(IV)	(V)	(VI)	(VII)	(VIII)	(IX)			(X)	(XI)	(XII)		(XIII)		(XIV)	
(1)	Custodian/DR Holder		0	0	0	0	0	0.00	0	0	0	0.00	0	0.00	0	0.00	NA	NA	0
(2)	Employee Benefit Trust (under SEBI(Share based Employee Benefit Regulations 2014)		0	0	0	0	0	0.00	0	0	0	0.00	0	0.00	0	0.00	NA	NA	0
	<b>Total Non-Promoter-Non Public Shareholding (C) = (C)(1)+(C)(2)</b>		<b>0</b>	<b>0</b>	<b>0</b>	<b>0</b>	<b>0</b>	<b>0.00</b>	<b>0</b>	<b>0</b>	<b>0</b>	<b>0.00</b>	<b>0</b>	<b>0.00</b>	<b>0</b>	<b>0.00</b>			<b>0</b>



*Handwritten signature/initials*

<b>Table VI - Statement showing foreign ownership limits</b>		
	Board approved limits	Limits utilized
As on shareholding date	100	
As on the end of previous 1st quarter	100	2.7
As on the end of previous 2nd quarter	100	1.39
As on the end of previous 3rd quarter	100	1.33
As on the end of previous 4th quarter	100	1.13



*Handwritten signature or initials.*